


PARTS LIST

425, 425B, 425C

425D COMPACT, ECONOMY


INSTANT LIGHTING GASOLINE
CAMP STOVE (TWO BURNER)

COLEMAN STOVES

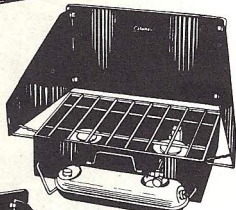


Model 425


STOVES




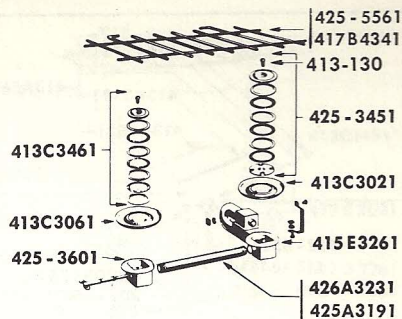
Model 425B



Model 425C



Model 425D

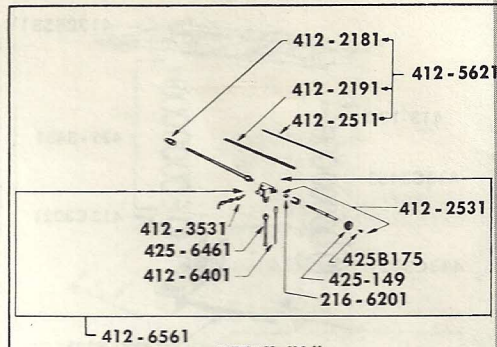


425D4051
425A4051
425-4051

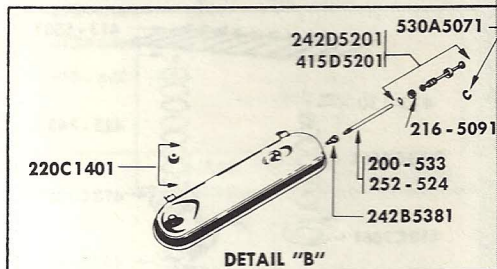
SEE DETAIL "A"
412-6601

SEE DETAIL "B"
425B1651

② Quantity of Parts Used in Assembly



DETAIL "A"
412-6601



DETAIL "B"
425B1651

MODEL 425D SHOWN

MODEL	FINISH (Enamel)	DISTANCE BETWEEN CENTERS	TANK CAPACITY (In Pints)	DIMENSION (Folded — In Inches)		
				Height	Width	Depth
425	Forest Green All Models	9	2½	4¾	17%	12
425B		9	2½	4¾	17%	12
425C		9	2½	4¾	17%	12
425D		9	2	4¾	18	11½

(All Models Discontinued)

PART NO.	DESCRIPTION	USED ON	PART NO.	DESCRIPTION	USED ON
8B119	Enamel, Forest Green, Pressurized Spray for casing		413 - 130	Screw	
8B147	Lacquer, Red, Pressurized Spray for Tank		413C3021	Master Burner Bowl	
118B1361	Filler Cap Gasket — Used only with 220B1401, 220C1401 Cap with Disc		413C3061	Aux. Burner Bowl	
200 - 533	Air Stem Assembly. 425B, 425C, 425D		413C3461	Aux. Burner Cap and Fillers	
216 - 5091	Pump Cup		415D5201	Pump Plunger Assembly — Sub 242D5201 425	
216 - 6201	Valve Stem Packing		415E3261	Master Burner Body	
220 - 6361	Filler Cap Gasket and Disc Ass'y. — Discontinued		417B4341	Grate — Not Available 425-, 425B, 425C	
220C1401	Filler Cap, Complete		425 - 149	Valve Wheel	
242B5381	Check Valve		425 - 3451	Master Burner Cap and Filler 425D	
242D5201	Pump Plunger Assembly		425 - 3601	Aux. Burner Body with Valve	
252 - 524	Air Stem 425		425 - 4051	Leg 425-, 425B	
412 - 2071	Valve Body — Use 412-6561		425 - 5561	Grate	
412 - 2181	Gas Tip (Marked "AK")		425 - 6461	Tube Assembly (Fuel and Air)	
412 - 2191	Generator Coil		425A3191	Manifold Pipe 425-, 425B, 425C	
412 - 249	Valve Wheel — Replaced by 425-149		425A4051	Leg 425C	
412 - 2511	Needle Assembly		425B1651	Tank, Complete (Less Valve and Generator)	
412 - 2531	Valve Stem Assembly		425B175	Self-Tapping Screw (#4 — 40 x 7/16")	
412 - 3531	Lighter Stem		425D4051	Leg 425D	
412 - 5621	Generator		425D4341	Grate — Replaced by 425-5561 425D	
412 - 6401	Block and Needle Assembly		426A3231	Manifold Pipe 425D	
412 - 6551	Valve — Replaced by 412-6561		530A5071	Pump Cap Clip	
412 - 6561	Valve with Stem Assembly		1059D1004	Machine Screw (#10 — 32 x ¼" Rd. Hd.) (for Cap with Disc)	
412 - 6601	Valve and Generator, Complete				