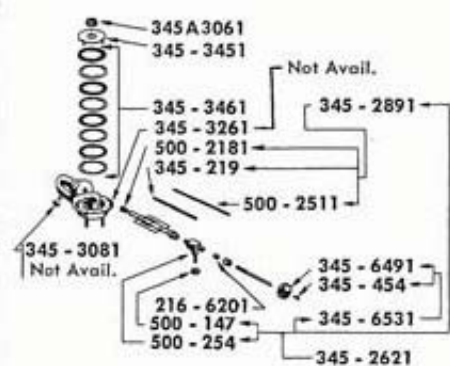
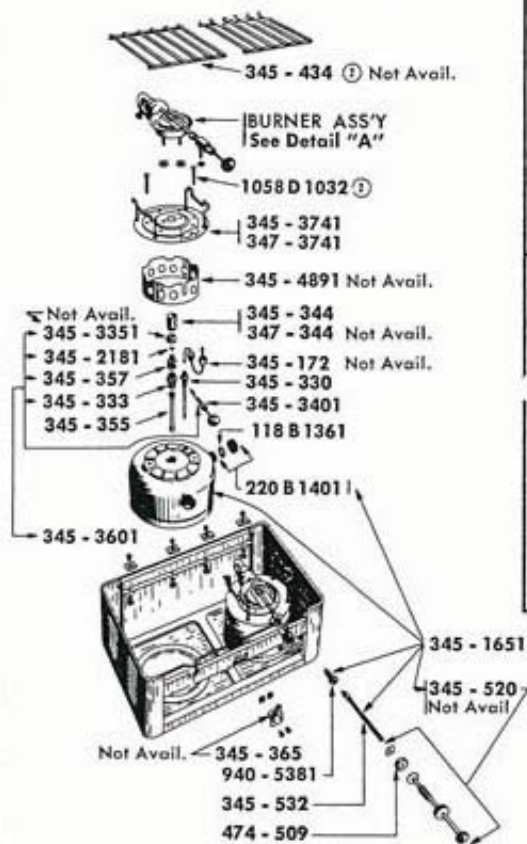


PARTS LIST

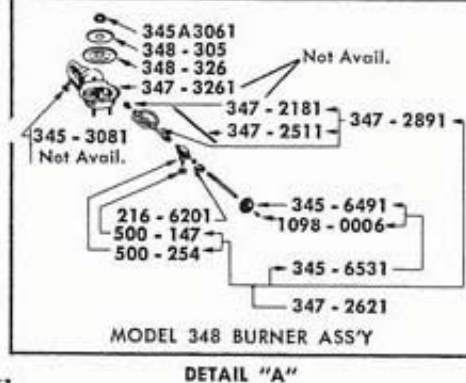
345 kerosene 348 alcohol

MARINE STOVES (TWO BURNER)

COLEMAN STOVES



MODEL 345 BURNER ASS'Y



MODEL 348 BURNER ASS'Y

DETAIL "A"

① Quantity of Parts Used in Assembly

MODEL 345 SHOWN



Model 345, 348
(Discontinued)

MODEL	MATERIAL			TANK CAPACITY	DIMENSION (In Inches)		
	Frame	Tank	Grate		Height	Width	Depth
345, 348	Aluminum	Nickel Plated Brass	Stainless Steel	3 Pints (Each Tank)	9½	22½	12½

STOVES

PART NO. DESCRIPTION

118 B 1361	Gasket (Filler Cap)
216 - 6201	Packing (Valve Stem)
220 B 1401	Filler Cap
345 - 1651	Fount (Complete) - Not Available
345 - 172	Fuel Tube - Not Available
345 - 2181	Gas Tip (Preheater)
* 345 - 219	Coil (Generator) [345*]
* 345 - 2621	Valve and Generator (Complete) [345*]
* 345 - 2891	Generator [345*]
345 - 3081	Drain Cap - Not Available
* 345 - 3261	Burner Body - Not Available [345*]
345 - 330	Tube Ass'y (Fuel)
345 - 333	Nipple (Preheater)
345 - 3351	Cap (Gas Tip-Preheater) - Not Available
345 - 3401	Stem Ass'y (Valve-Preheater)
* 345 - 344	Tube (Hot Blast) [345*]
* 345 - 3451	Cap (Burner) [345*]
* 345 - 3461	Filler Ass'y [345*]
345 - 355	Tube Ass'y (Mixing)
345 - 357	Valve Body (Preheater)
345 - 3601	Valve (Preheater)
345 - 365	Clamp (Grate) - Not Available
* 345 - 3741	Baffle Ass'y [345*]
345 - 434	Grate - Not Available
345 - 451	Machine Screw - Replaced by 1058D1032

PART NO. DESCRIPTION

345 - 454	Machine Screw - Replaced by 1098-0006
345 - 4891	Base Rest - Not Available
345 - 520	Plunger Ass'y (Pump) - Not Avail.
345 - 532	Stem (Air)
345 - 6491	Wheel (Valve)
345 - 6531	Stem Ass'y (Valve)
345A3061	Nut (Burner Cap)
* 347 - 2181	Gas Tip (Marked "GM") - Not Available [348*]
* 347 - 2511	Needle Ass'y [348*]
* 347 - 2621	Valve and Generator (Complete) [348*]
* 347 - 2891	Generator [348*] - Use 347-2621
* 347 - 3261	Burner Body - Not Available [348*]
* 347 - 344	Tube (Hot Blast) - Not Available [348*]
* 347 - 3741	Baffle Ass'y [348*]
* 348 - 305	Cap (Burner) [348*]
* 348 - 326	Lower Plate (Burner) [348*]
* 474 - 509	Leather (Pump) [348*]
500 - 147	Nut (5/16-27 Hex Brass)
* 500 - 2181	Gas Tip (Marked "BX") [345*]
* 500 - 2511	Needle Ass'y [345*]
500 - 254	Valve Body
940 - 5381	Check Valve
1058D 1032	Machine Screw (#10-24 x 2 Rd. Hd. Brass)
1098 - 0006	Machine Screw (#4-36 x 3/8 Rd. Hd. Brass)

*Parts used on these models only.