




OUTING PRODUCTS PARTS CATALOG

32E

THE COLEMAN COMPANY, INC.
WICHITA, KANSAS 67201



LANTERNS



CAMP STOVES



SPORTSTER STOVES



L-P GAS STOVES



CATALYTIC HEATERS




TENTS
SLEEPING



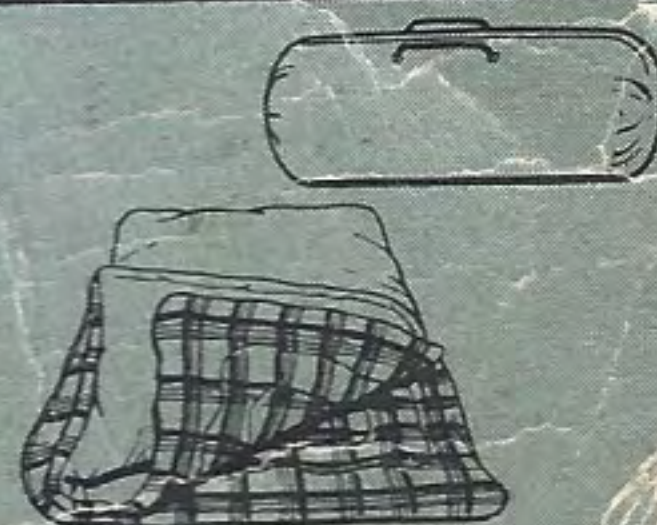
JUGS



TENTS



COOLERS



SLEEPING BAGS

INTRODUCTION

This repair parts catalog has been prepared to assist dealers in ordering repair parts for Coleman OUTING PRODUCT APPLIANCES from their Coleman wholesalers.

Pages for Repair Parts on new products will be made available as products are marketed. Please write for your copy.

No. 32E Catalog primarily lists Outing Product Appliances produced since 1956. Some repair parts for appliances produced prior to 1956 not listed in

this catalog are available for shipment, and listed in No. 8A, 27, 28, 32A, 32B, 32C, 32D Catalogs. DO NOT DESTROY THESE ISSUES — no longer available.

Please acquaint yourself with your Coleman wholesaler's policy for ordering repair parts, and the handling of returned goods. This will prevent costly mistakes and expensive delays.

This catalog is divided according to appliances, as listed in the Table of Contents.

WHEN ORDERING . . . REPAIR PARTS FOR LANTERNS, STOVES, CATALYTIC HEATERS, COOLERS, JUGS, ETC . . .

SEND YOUR PARTS ORDER TO YOUR COLEMAN WHOLESALER FOR PROMPT HANDLING.

1. Find the model of the appliance in question in the Table of Contents. The Table of Contents is catalogued by Product Line.

Example: Lantern, Single Mantle, 200A (page 2).

2. Find the part which is needed from page 2 under "Description," or as shown on the illustration.

Example: "200A5891" (under "Description") or "200A5891" (on illustration).

3. Read the complete Coleman part number and description in the numerically arranged Part list.

Example: 200A5891 T66DL Generator.

4. When placing the order, it should read:
(Quantity) 200A5891 T66DL Generator.

WHEN ORDERING TENT AND SLEEPING BAG REPLACEMENT PARTS —

Replacement parts for Tents and Sleeping Bags should be ordered from:

The Coleman Company, Inc.

250 North St. Francis
Wichita, Kansas 67201

See pages 47 or 48 or describe in detail part needed giving model number of product and complete description of the part.

FOR REPAIR PARTS . . .

not listed, give the MODEL of the appliance and a complete DESCRIPTION of the part, send us the old part, or make a rough sketch of the part that is needed. We will supply non-list parts only if available for shipment.




TABLE OF CONTENTS

REPAIR PARTS FOR COLEMAN OUTING PRODUCTS
Illustrations Shown Opposite or with Each List of Parts

INTRODUCTION

ORDERING.....	INSIDE FRONT COVER
REPAIR SERVICE — RETURNS AND ALLOWANCES.....	INSIDE BACK COVER
GUARANTEE.....	BACK COVER

LANTERNS

	Models	Page
INSTANT-LITE, Gasoline		
Single-Mantle.....	200, 200A.....	2
	202.....	3
	242C.....	4
Two-Mantle.....	220D, 220E, 220F.....	5
	228D, 228E, 228F.....	6
ALCOHOL GENERATING, Kerosene		
Single-Mantle.....	237.....	7
	249.....	8
LP-GAS		
Single-Mantle, Air-O-Lite.....	5101.....	9
Single-Mantle.....	5120.....	10

INSTANT-LITE GASOLINE MODELS.....	139, 152, 152A.....	11
-----------------------------------	---------------------	----

INSTANT LIGHTING, Gasoline.....	4A, 12.....	12
---------------------------------	-------------	----

CAMP, Instant Lighting, Gasoline		
One-Burner, Sportmaster.....	500, 500A.....	13
Sportster.....	501A.....	14
	502.....	15
GI Pocket.....	530.....	16
Two-Burner.....	413C, 413D, 413E, 413F.....	17
	413G.....	18
	425, 425B, 425C, 425D.....	19
	425E.....	20
	422, 442A, Aluminum.....	21
Three-Burner.....	426, 426A, 426B, 426C.....	22
	426D.....	23
	443, Aluminum.....	24

CAMP, LP-GAS		
One-Burner, Picnic.....	5402, 5402A, 5402B.....	25
	5404, Aluminum.....	26
Two-Burner, Picnic.....	5409, Aluminum.....	26

CATALYTIC HEATERS

5,000 BTU.....	511A.....	27
3,500 BTU.....	512.....	28
3,500 to 5,000 BTU, Adjustable.....	513.....	29

HEATERS

BURNERS, Gasoline

COOLERS

RADIANT, Gasoline.....	16.....	30
HEATMASTERS.....	457G, 460G.....	31
HEATMASTER BURNERS, etc.....	502, 558, 457-199, 465-199.....	31
CONVERTIBLE.....	5257.....	32
REGULAR.....	5206, 5209, 5210, 5211.....	33
	5213, 5214, 5215.....	34
	5213A.....	35
	5214A, 5214B, 5215A, 5215B.....	36
	5252, 5253.....	37
	5254, 5255.....	38
ALUMINUM.....	5216.....	39
STATION WAGON.....	5217, 5217A.....	40

JUGS

DELUXE and CUSTOM.....	5501, 5501A, 5502, 5502A, 5506A, 5511	
	5511A, 5521, 5521A, 5531, 5531A.....	41
	5501B, 5502B, 5506B.....	42
ARISTOCRAT.....	5561, 5571.....	43

PARTS AND ACCESSORIES

TENTS AND SLEEPING BAGS

LANTERN GENERATORS, GLOBES, ACCESSORY SAFES, FUEL, REFLECTORS, FUNNEL, and WRENCHES.....		44
STOVE GENERATORS, GRIDDLES, OVENS, HIGH STAND, PROTECTOR CASES, COOK KIT, HEAT DRUM, AND PUMPS.....		45
DISPLAY BOARD AND PARTS KITS.....		46
TENT REPAIR PARTS AND ACCESSORIES.....		47
TENT ZIPPERS AND SLEEPING BAG PARTS AND ACCESSORIES.....		48

LANTERNS 2

LAMPS IRONS 11

STOVES 13

CATALYTIC HEATERS 27

RADIANT HEATERS 30

BURNERS 31

COOLERS 32

JUGS 41

PARTS AND ACCESSORIES 44

TENTS AND SLEEPING BAGS 47

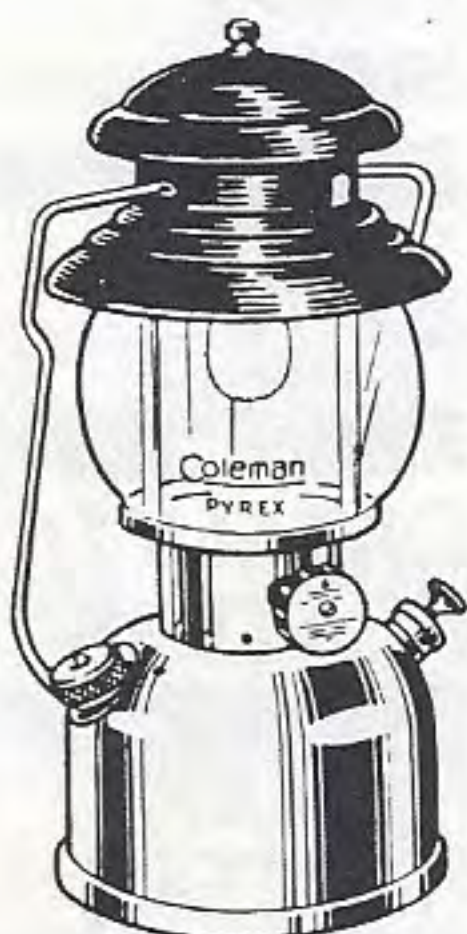
PARTS LIST

200, 200A

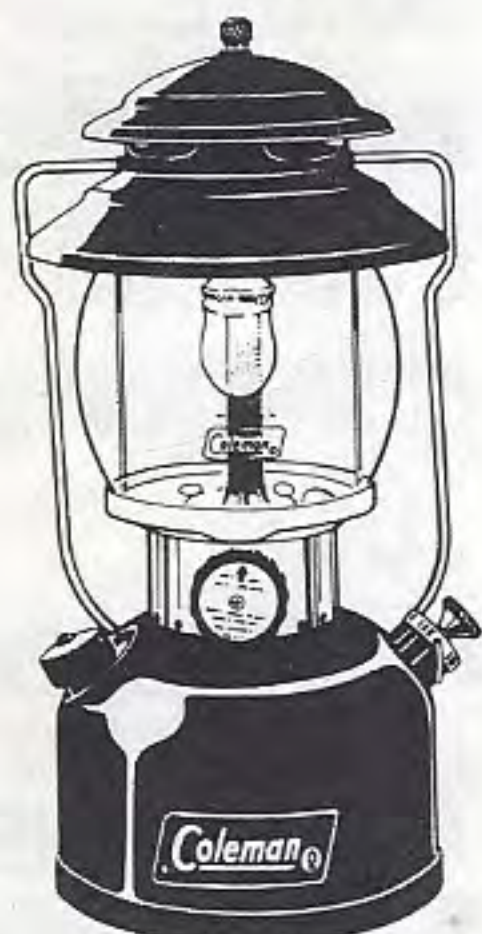
INSTANT LIGHT GASOLINE SINGLE MANTLE

COLEMAN LANTERNS

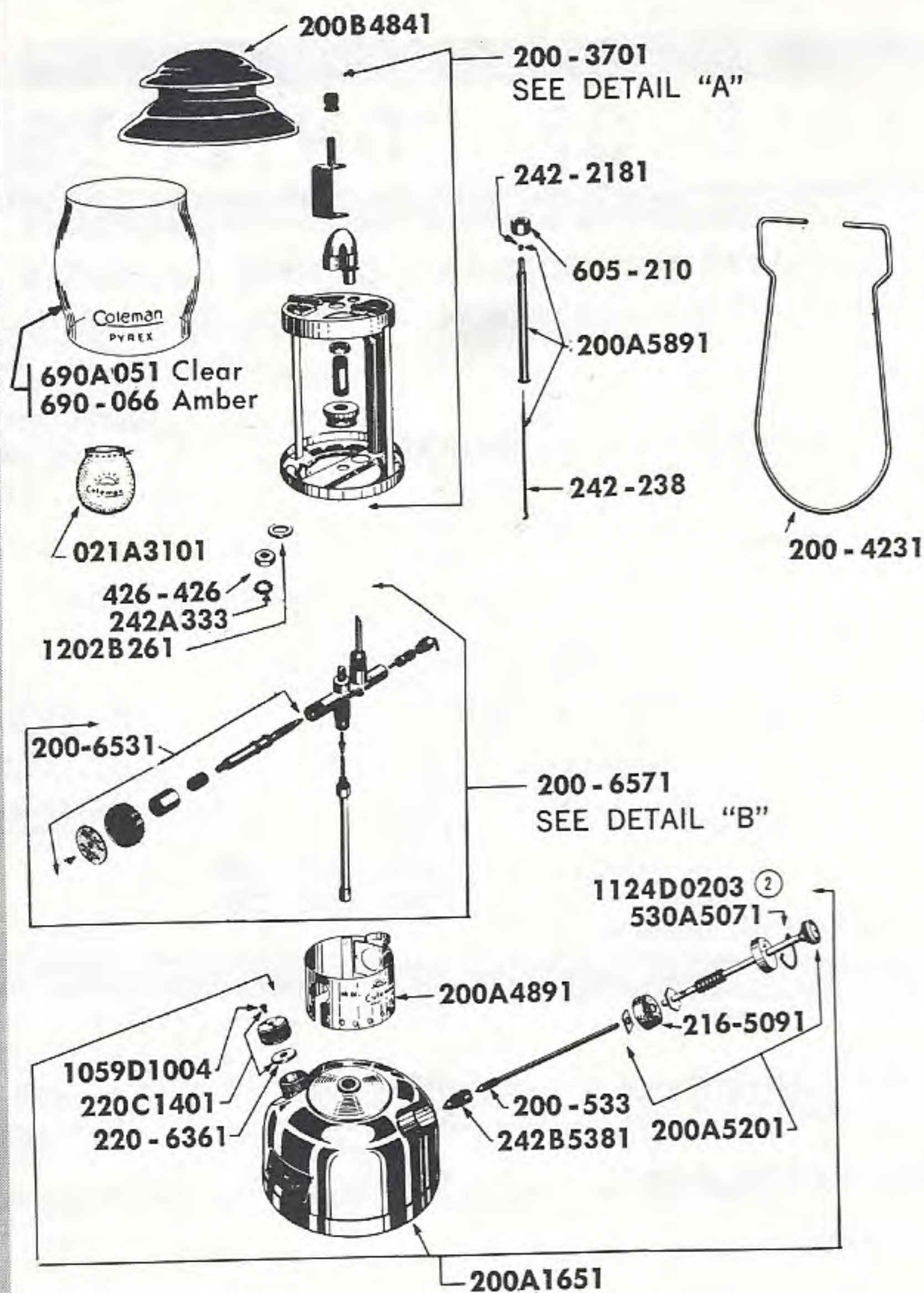
LANTERNS



Model 200, 200A

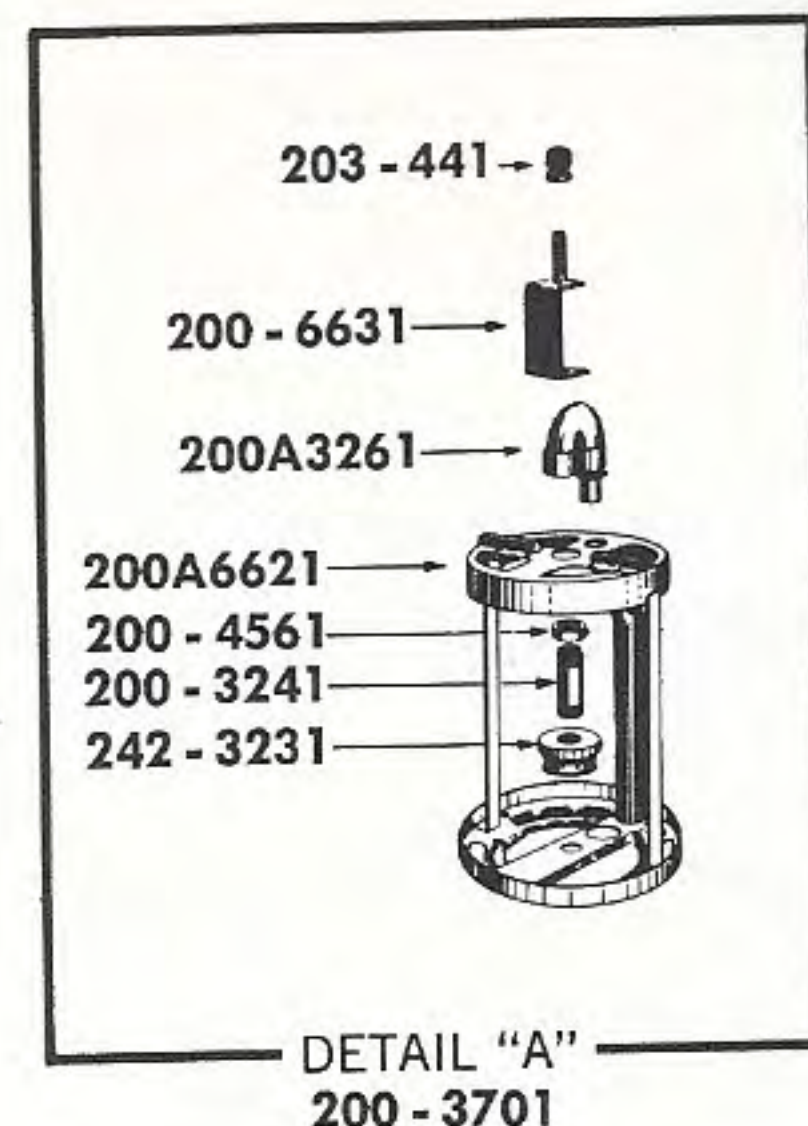


New Model 200A

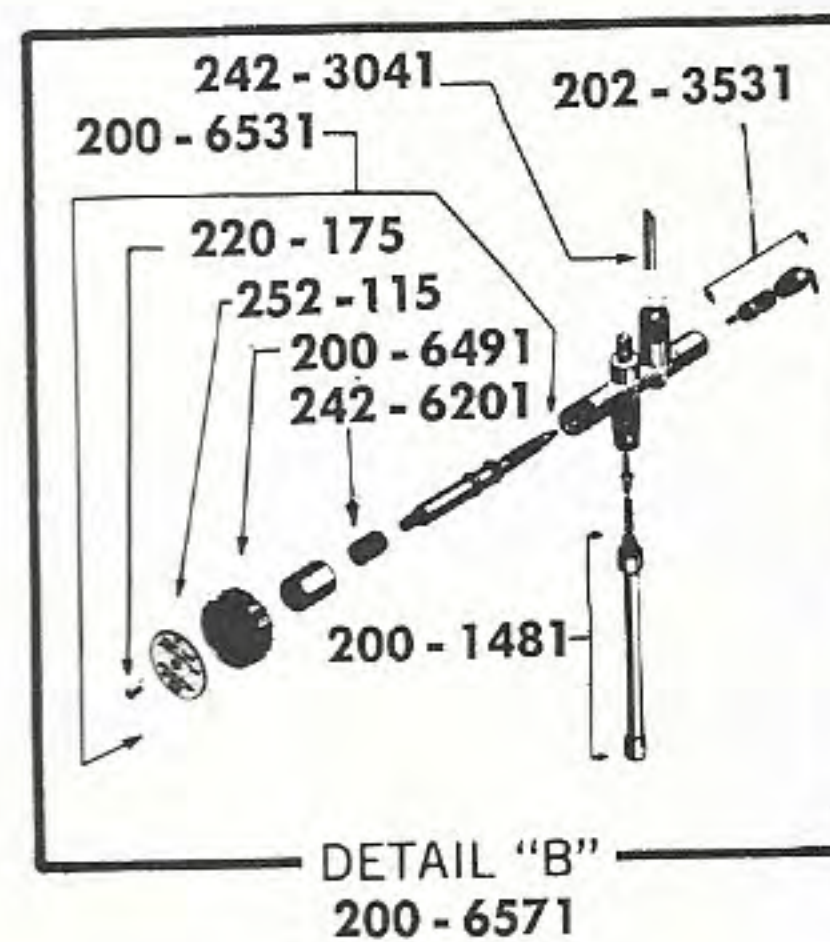


② Quantity of Parts Used in Assembly

MODEL 200A SHOWN



DETAIL "A"
200-3701



DETAIL "B"
200-6571

Parts Not Shown:
118B1361 Gasket

MODEL	FINISH		LANTERN HEIGHT	FUEL CAPACITY
	Fount	Ventilator (Porcelain)		
200	Nickel	Red (5 1/2")		
200A	Red	Red (5 1/2")	11 5/8"	1 5/8 Pints

PART NO. DESCRIPTION

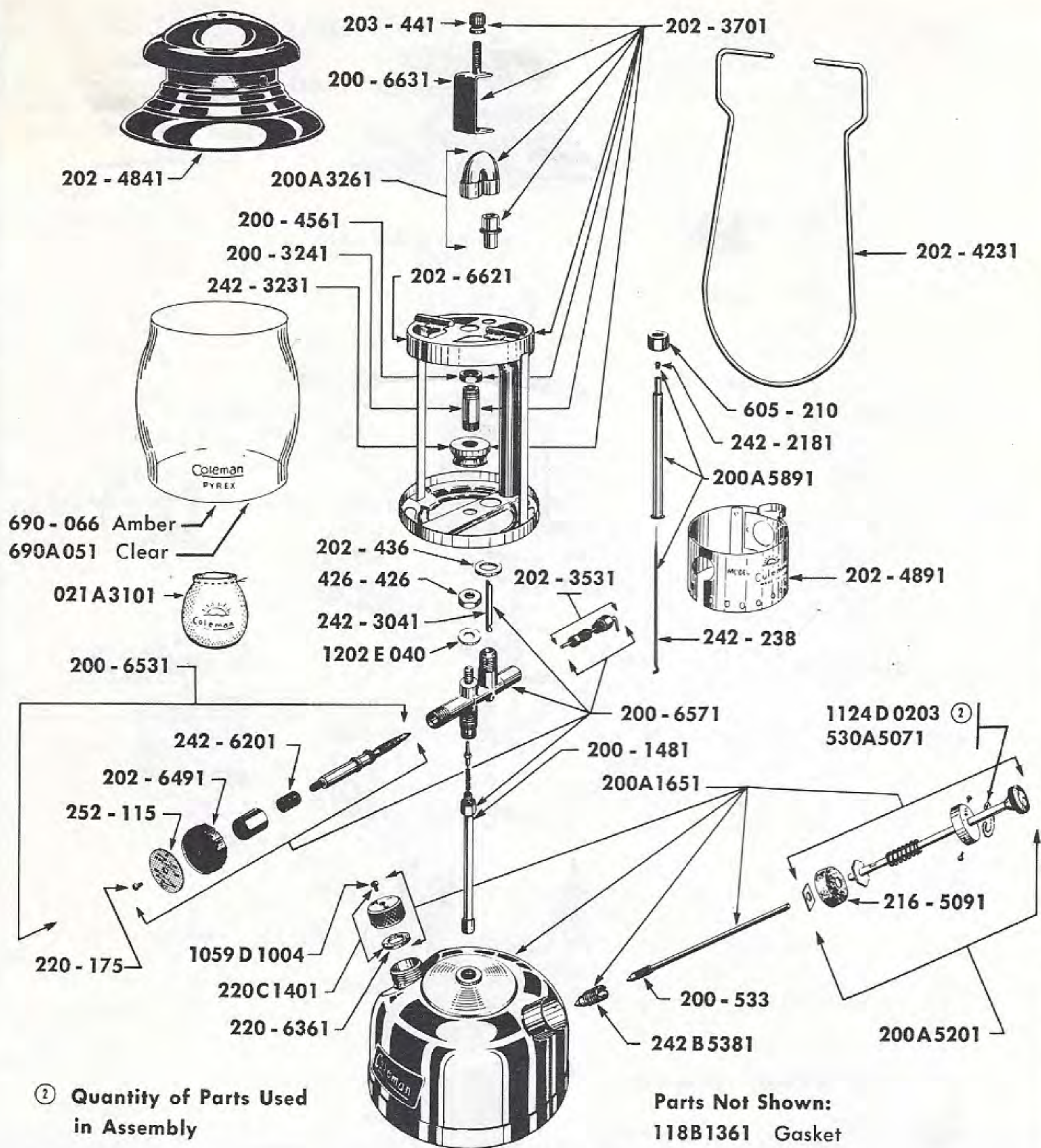
USED ON

PART NO. DESCRIPTION

USED ON

021A3101 021A Mantle
118B1361 Filler Cap Gasket (Used only with obsolete 220B1401)
200-1481 Tube Ass'y (Fuel and Air)
200-3241 Burner Tube
200-3701 Frame and Burner Complete
200-4231 Bail
200-4561 Lock Nut (1/2" — 32 Hex, Brass)
200-533 Air Stem
200-6491 Valve Wheel
200-6531 Valve Stem Ass'y
200-6571 Fuel Valve Complete (Less Generator)
200-6631 Ventilator Bracket
200A1651 Fount Complete
200A3261 "U" Tube and Venturi
200A4891 Globe Base Rest
200A5201 Pump Plunger Ass'y
200A5891 T66DL Generator
200A6621 Burner Frame Ass'y
200B4841 Ventilator
202-3531 Tip Cleaner Stem
203-441 Ventilator Ball Nut
216-5091 Pump Cup

220-175 Self-Tapping Screw (#4—40 x 5/16")
220-6361 Filler Cap Gasket and Disc Ass'y (Maybe used as replacement in all Filler Caps)
220C1401 Filler Cap Complete
242-2181 Gas Tip, Marked "6"
242-238 Needle Ass'y for Generator
242-3041 Eccentric Block
242-3231 Burner Cap and Screen
242-6201 Valve Stem Packing
242A333 Frame Washer
242B5381 Check Valve
252-115 Direction Disc
426-426 Palnut (1/4" — 20)
530A5071 Pump Cap Clip.....200A
605-210 Jamb Nut
690-066 550A Amber Pyrex Globe — Accessory
690A051 500 Clear Pyrex Globe
1059D1004 Machine Screw (10—32 x 1/4" Rd. Hd. Nickel Plated Br.)
1124D0203 Sheet Metal Screw (#2 x 3/16", Type Z, Bd. Hd.).....200
1202B261 Frame Washer



MODEL 202 SHOWN

MODEL	FINISH	
	Fount	Ventilator (Porcelain)
202	Nickel	Green (5½")


PARTS LIST

202

INSTANT LIGHT GASOLINE
SINGLE MANTLE

COLEMAN LANTERNS

LANTERNS



Model 202
(Discontinued)

PART NO.	DESCRIPTION	USED ON	PART NO.	DESCRIPTION	USED ON
021A3101	021A Mantle		202-6621	Frame	
118B1361	Filler Cap Gasket (Used only with obsolete 220B1401)		202-6631	Ventilator Bracket — Replaced by 200-6631	
200-1481	Tube Ass'y (Fuel and Air)		203-441	Ball Nut	
200-3241	Burner Tube		216-5091	Pump Cup	
200-4561	Lock Nut (½" — 32 Hex, Brass)		220-175	Self Tapping Screw (#4—40 x 5/16")	
200-533	Air Stem (Can be used for 242B532)		220-6361	Filler Cap Gasket and Disc Ass'y (May be used as replacement on all Filler Caps.)	
200-6531	Valve Stem Ass'y		220C1401	Filler Cap Complete	
200-6571	Fuel Valve Complete (Less Generator)		242-2181	Gas Tip (Marked 6")	
200-6631	Ventilator Bracket		242-238	Needle Ass'y	
200A1651	Fount Complete		242-3041	Eccentric Block	
200A3261	"U" Tube and Venturi		242-3231	Burner Cap and Screen	
200A5201	Pump Plunger Ass'y		242-6201	Valve Stem Packing	
200A5891	T66DL Generator		242B532	Air Stem — Replaced by 200-533	
202-1651	Nickel Fount — Replaced by 200A1651		242B5381	Check Valve	
	Red Fount		252-115	Direction Disc	
202-3531	Tip Cleaner Stem		426-426	Palnut (¼" — 20)	
202-3701	Burner Ass'y Complete		530A5071	Pump Cap Clip	
202-4231	Bail		605-210	Jamb Nut	
202-436	Frame Washer (3/8" x 5/8" x 1/4" Stnls. Steel)		690-066	550A Amber Pyrex Globe — Accessory	
202-4841	Ventilator		690A051	550 Clear Pyrex Globe	
202-4891	Globe Base Rest		1059D1004	Machine Screw (10—32 x 1/4" Rd. Hd. Nickel Plated Br.)	
202-6491	Valve Wheel		1124D0203	Sheet Metal Screw (#2 x 3/16" Type Z, Bd. Hd.) (Used on earlier models)	
202-6531	Stem Ass'y — Replaced by 200-6531		1202E040	Washer (5/8" O. D. x 9/32" I. D. x 1/16" Stnls. Steel)	
202-6571	Fuel Valve Complete — Replaced by the 200-6571				

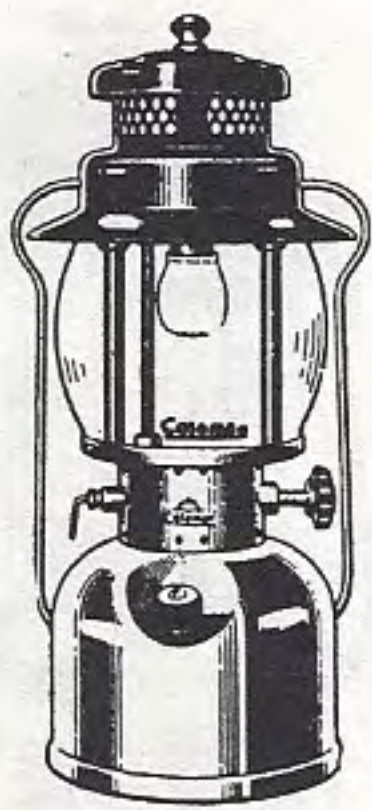
PARTS LIST

242C

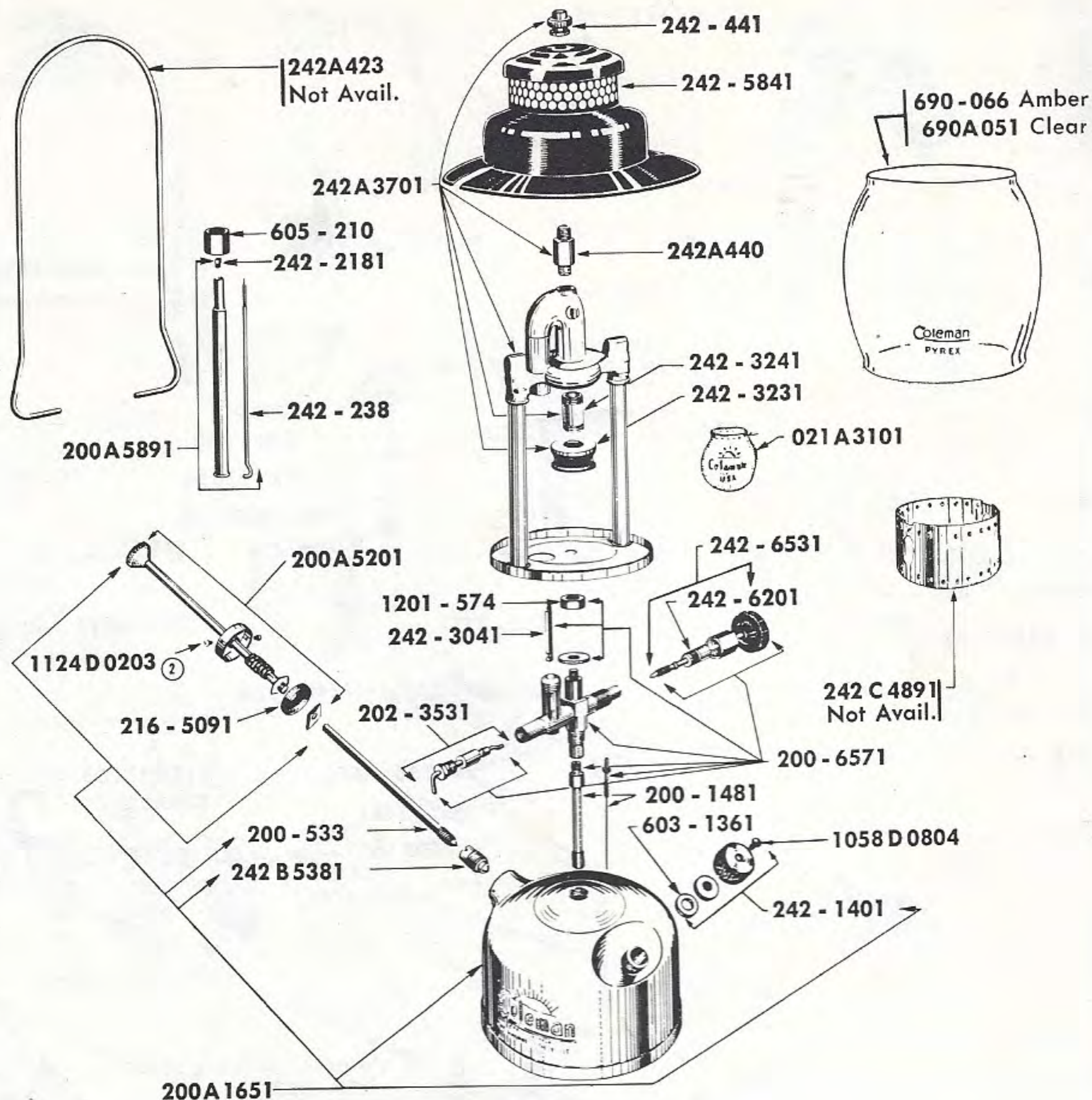
INSTANT LIGHT GASOLINE
SINGLE MANTLE

COLEMAN LANTERNS

LANTERNS



Model 242C
(Discontinued
Except in Canada)

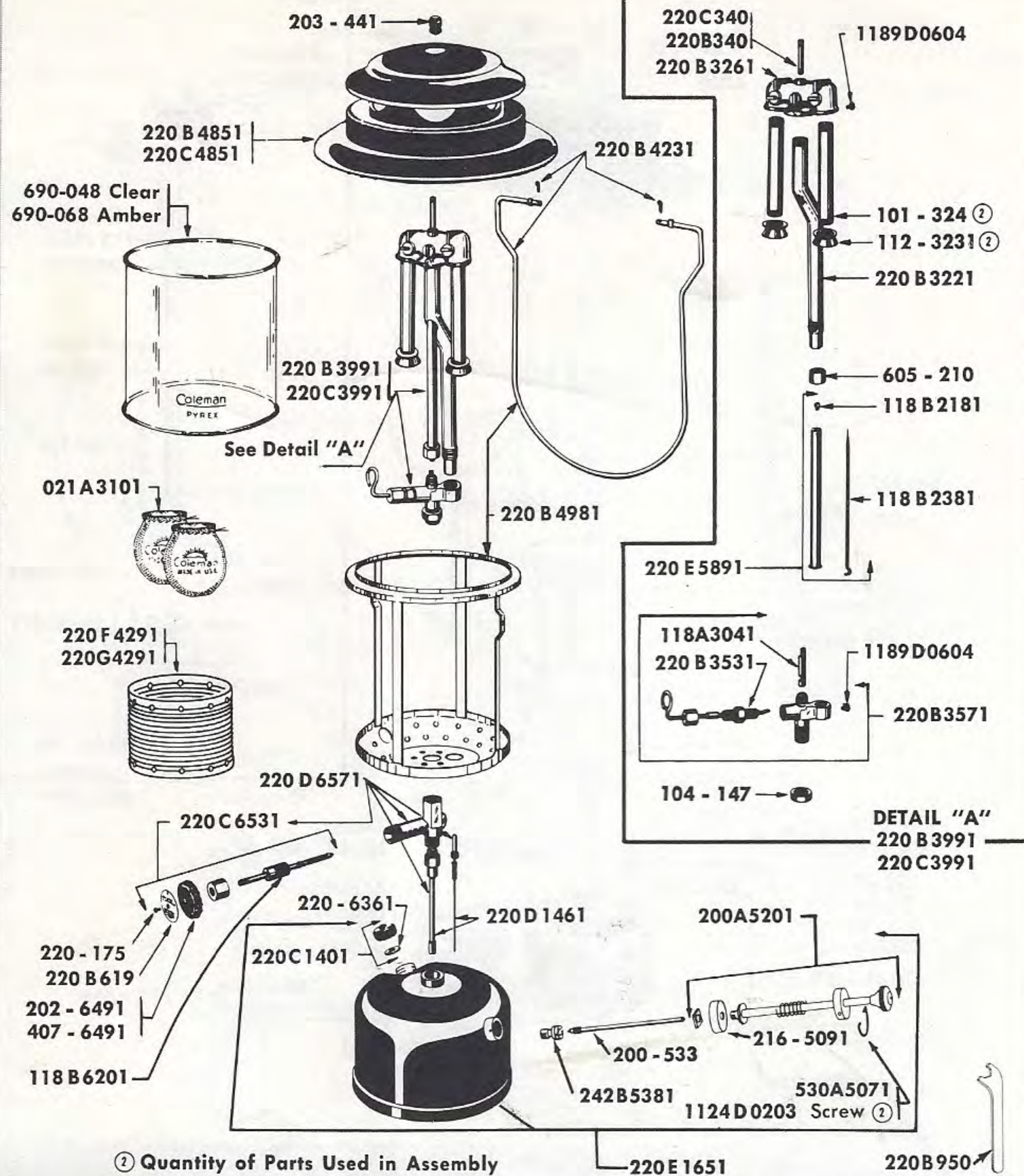


② Quantity of Parts Used in Assembly

MODEL 242C SHOWN

MODEL	FINISH	
	Fount	Ventilator (Porcelain)
242C	Green	Green (5½")

PART NO.	DESCRIPTION	USED ON	PART NO.	DESCRIPTION	USED ON
8B119	Green Enamel — Pressurized Spray		242 - 6531	Stem Ass'y	
021A3101	21A Mantle		242A3701	Burner Ass'y Complete	
200 - 1481	Tube Ass'y (Fuel and Air)		242A423	Bail — Not Available	
200 - 533	Air Stem		242A440	Ventilator Rod	
200 - 6571	Valve, Less Generator		242A6571	Valve — Replaced by 200-6571	
200A1651	Fount Complete		242B532	Air Stem — Replaced by 200-533	
200A5891	T66DL Generator		242B5381	Check Valve	
200A5201	Pump Plunger Ass'y		242 C 4891	Globe Base Rest — Not Available	
202 - 3531	Tip Cleaner Stem		242K4841	Ventilator — Replaced by 242-5841	
216 - 5091	Pump Cup		603 - 1361	Filler Cap Gasket	
242 - 1401	Filler Cap		604 - 456	Nut — Replaced by 1201-574	
242 - 2181	Gas Tip (Marked "6")		605 - 210	Jamb Nut	
242 - 238	Needle Ass'y		690 - 066	550A Amber Pyrex Globe — Accessory	
242 - 3041	Eccentric Block		690A051	550 Clear Pyrex Globe	
242 - 3231	Burner Cap and Screen		1058D0804	Screw (#8—32 x ¼")	
242 - 3241	Burner Tube		1124D0203	Sheet Metal Screw (#2 x ¾", Bd. Hd. Type Z)	
242 - 441	Ball Nut		1201 - 574	Nut (¼" x 20 Hex Brass)	
242 - 6201	Valve Stem Packing				
242 - 5841	Ventilator				



MODEL 220F SHOWN

PARTS LIST

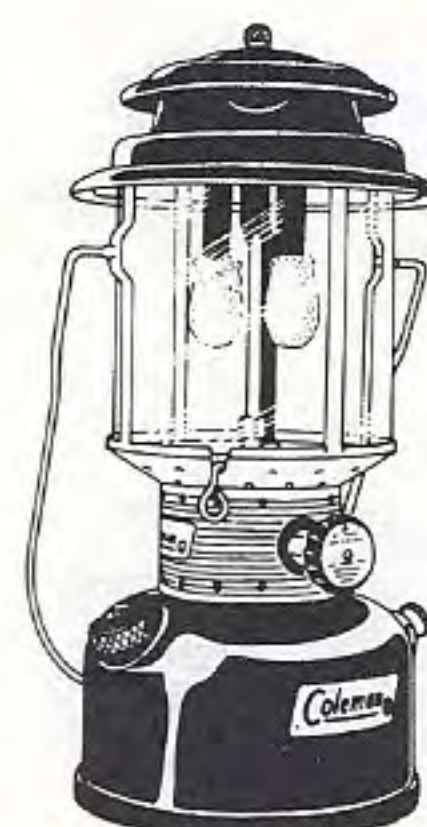
220D, 220E, 220F

INSTANT LIGHT GASOLINE

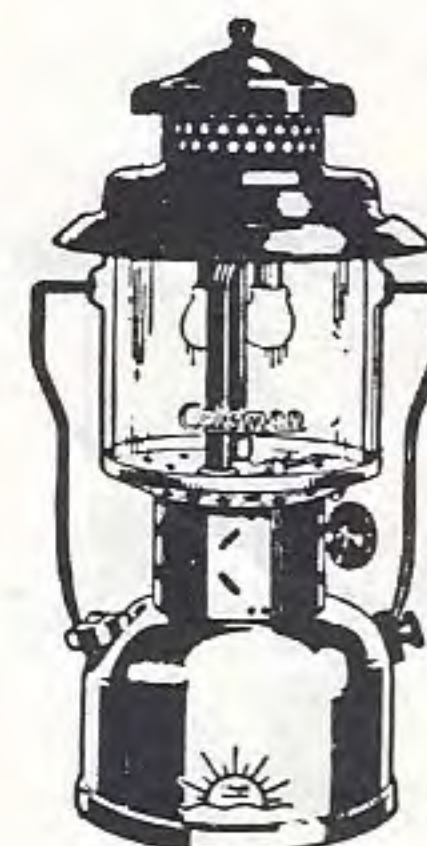
TWO MANTLE

COLEMAN LANTERNS

LANTERNS



Model 220F



Model 220D, 220E

MODEL	FOUNT	VENTILATOR (Porcelain)			LANTERN HEIGHT	FUEL CAPACITY
		Color	Diameter	Height		
220D	Nickel	Green	6 3/4"	3 5/16"	14 1/2"	2 Pints
220E	Green	Green	6 3/4"	3 5/16"	14 1/2"	2 Pints
220F	Green	Green	6 3/4"	2 5/8"	13 7/8"	2 Pints

PART NO.	DESCRIPTION	USED ON	PART NO.	DESCRIPTION	USED ON
8B119	Green Enamel	<i>Explode = Abadi MT Condensed Extra</i>	220B4851	Ventilator.....	220D, 220E
021A3101	021A Mantle		220B4981	Frame and Bail	
101-324	Burner Tube		220B619	Direction Disc	
104-147	Nut (2 7/16" - 27 Hex)		220B950	Wrench	
112-3231	Burner Cap and Screen		220C1401	Filler Cap Complete	
118A3041	Eccentric Block	<i>14</i>	220C340	Ventilator Rod.....	220F
118B1361	Filler Cap Gasket (Used only with obsolete 220B1401)		220C3991	Burner Complete.....	220F
118B2181	Gas Tip (Marked "V")		220C4851	Ventilator.....	220F
118B2381	Needle Ass'y		220C6531	Stem Ass'y	
118B6201	Valve Stem Packing		220D1461	Tube Ass'y (Fuel and Air)	
200-533	Air Stem		220D6571	Valve Ass'y (Less Generator and Cleaner Assembly)	
200A5201	Pump Plunger Ass'y		220E1651	Fount Complete	
202-6491	Valve Wheel.....	220E, 220F	220E5891	T44DL Generator	
203-441	Ball Nut		220F4291	Globe Base Rest.....	220D, 220E
216-5091	Pump Cup		220G4291	Globe Base Rest.....	220F
220-175	Self-Tapping Screw (#4-40 x 5/16")		242B5381	Check Valve	
220-6361	Filler Cap Gasket and Disc Ass'y		407-6491	Valve Wheel.....	220D
220B3221	Air Intake Tube - Brass		530A5071	Pump Cap Clip.....	220E, 220F
220B3261	Mixing Chamber with Screw		605-210	Jamb Nut	
220B340	Ventilator Rod.....	220D, 220E	690-048	330 Clear Pyrex Globe	
220B3531	Tip Cleaner Stem		690-068	330A Amber Pyrex Globe - Accessory	
220B3571	Gas Tip Cleaner Ass'y		1124D0203	Sheet Metal Screw (#2 x 3/16" Bd. Hd. Type Z)	
220B3991	Burner Complete.....	220D, 220E	1189D0604	Self-Tapping Screw (#6-32 x 1/4", Type F)	
220B4231	Bail				

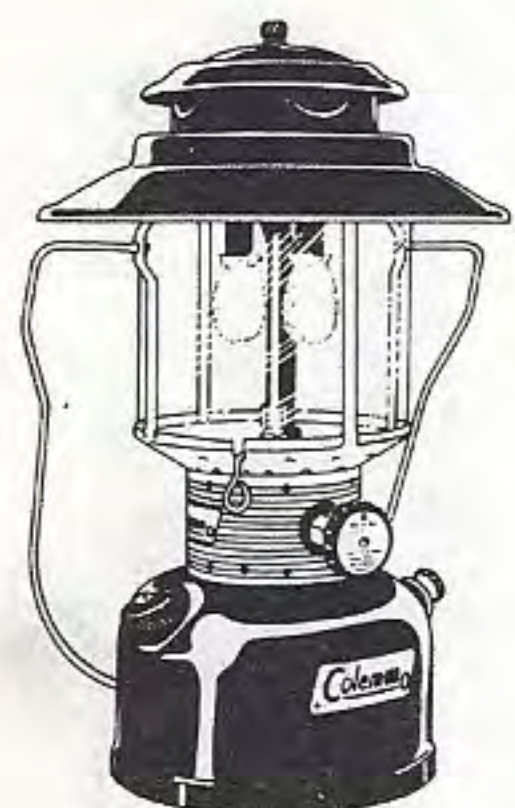
PARTS LIST

228D, 228E, 228F

INSTANT LIGHT GASOLINE
TWO MANTLE

COLEMAN LANTERNS

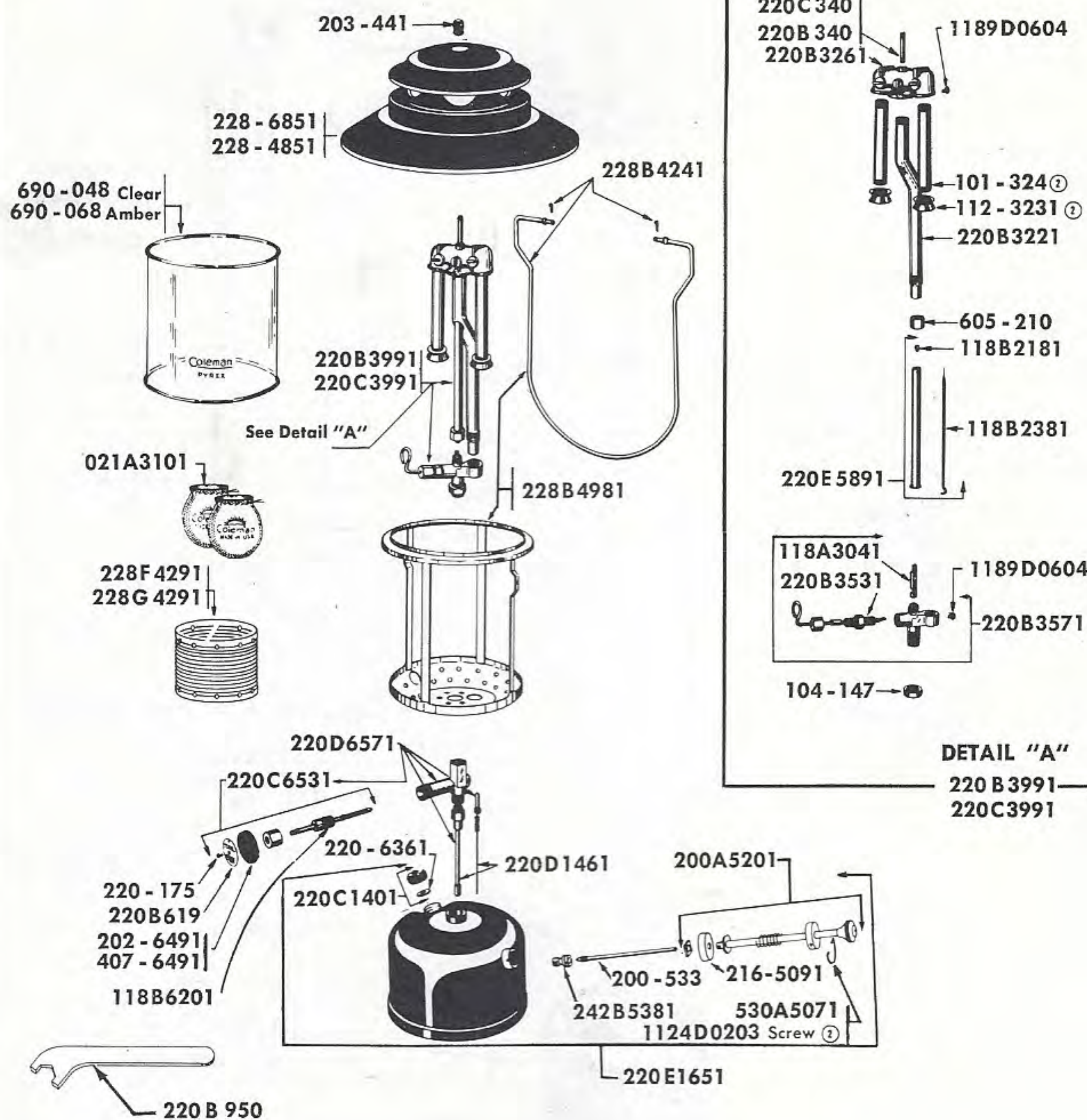
LANTERNS



Model 228F



Model 228D, 228E



② Quantity of Parts Used in Assembly

MODEL 228F SHOWN

MODEL	FOUNT	VENTILATOR (Porcelain)			LANTERN	
		Color	Diameter	Height	HEIGHT	FUEL CAPACITY
228D	Nickel	Green	8 $\frac{3}{4}$ "	4 $\frac{1}{8}$ "	14 $\frac{1}{2}$ "	2 Pints
228E	Green	Green	8 $\frac{3}{4}$ "	4 $\frac{1}{8}$ "		
228F	Green	Green	8 $\frac{3}{4}$ "	3 $\frac{5}{16}$ "	13 $\frac{3}{8}$ "	2 Pints

PART NO.	DESCRIPTION	USED ON	PART NO.	DESCRIPTION	USED ON
8B119	Green Enamel		220C1401	Filler Cap Complete	
021A3101	021A Mantle		220C340	Ventilator Rod.....	228F
101-324	Burner Tube		220C3991	Burner Complete.....	228F
104-147	Nut (2 $\frac{7}{16}$ " — 27 Hex)		220C6531	Stem Ass'y	
112-3231	Burner Cap and Screen		220D1461	Tube Ass'y (Fuel and Air)	
118A3041	Eccentric Block		220D6571	Valve Ass'y (Less Generator and Cleaner Assembly)	
118B1361	Filler Cap Gasket (Used only with obsolete 220B1401)		220E1651	Fount Complete	
118B2181	Gas Tip (Marked "V")		220E5891	T44DL Generator	
118B2381	Needle Ass'y		227-4801	Ventilator — Replaced by 228-6851.....	228D, 228E
118B6201	Valve Stem Packing		228-4851	Ventilator.....	228F
200-533	Air Stem		228-6851	Ventilator and Rod.....	228D, 228E, 228F
200A5201	Pump Plunger Ass'y				
202-6491	Valve Wheel (Green).....	228E, 228F	228B4241	Bail	
203-441	Ball Nut		228B4981	Frame and Rod	
216-5091	Pump Cup		228F4291	Globe Base Rest.....	228D, 228E
220-175	Self-Tapping Screw (#4—40 x $\frac{5}{16}$ ")		228G4291	Globe Base Rest.....	228F
220-6361	Filler Cap and Disc Ass'y		242B5381	Check Valve	
220B3221	Air Intake Tube — Brass		407-6491	Valve Wheel (Black).....	228F
220B3261	Mixing Chamber with Screw		530A5071	Pump Cap Clip	
220B340	Ventilator Rod.....	228D, 228E	605-210	Jamb Nut	
220B3531	Tip Cleaner Stem		690-048	330 Clear Pyrex Globe	
220B3571	Gas Tip Cleaner Ass'y		690-068	330A Amber Pyrex Globe — Accessory	
220B3991	Burner Complete.....	228D, 228E	1124D0203	Sheet Metal Screw (#2 x $\frac{3}{16}$ " Bd. Hd.)..	228D
220B619	Direction Disc		1189D0604	Self-Tapping Screw (#6—32 x $\frac{1}{4}$ ", Type F)	
220B950	Wrench				

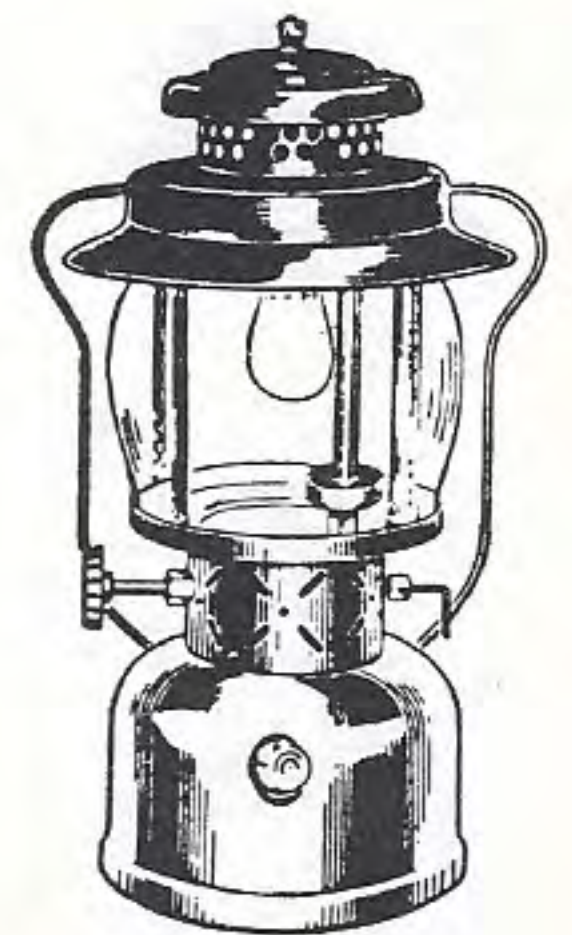
PARTS LIST

237

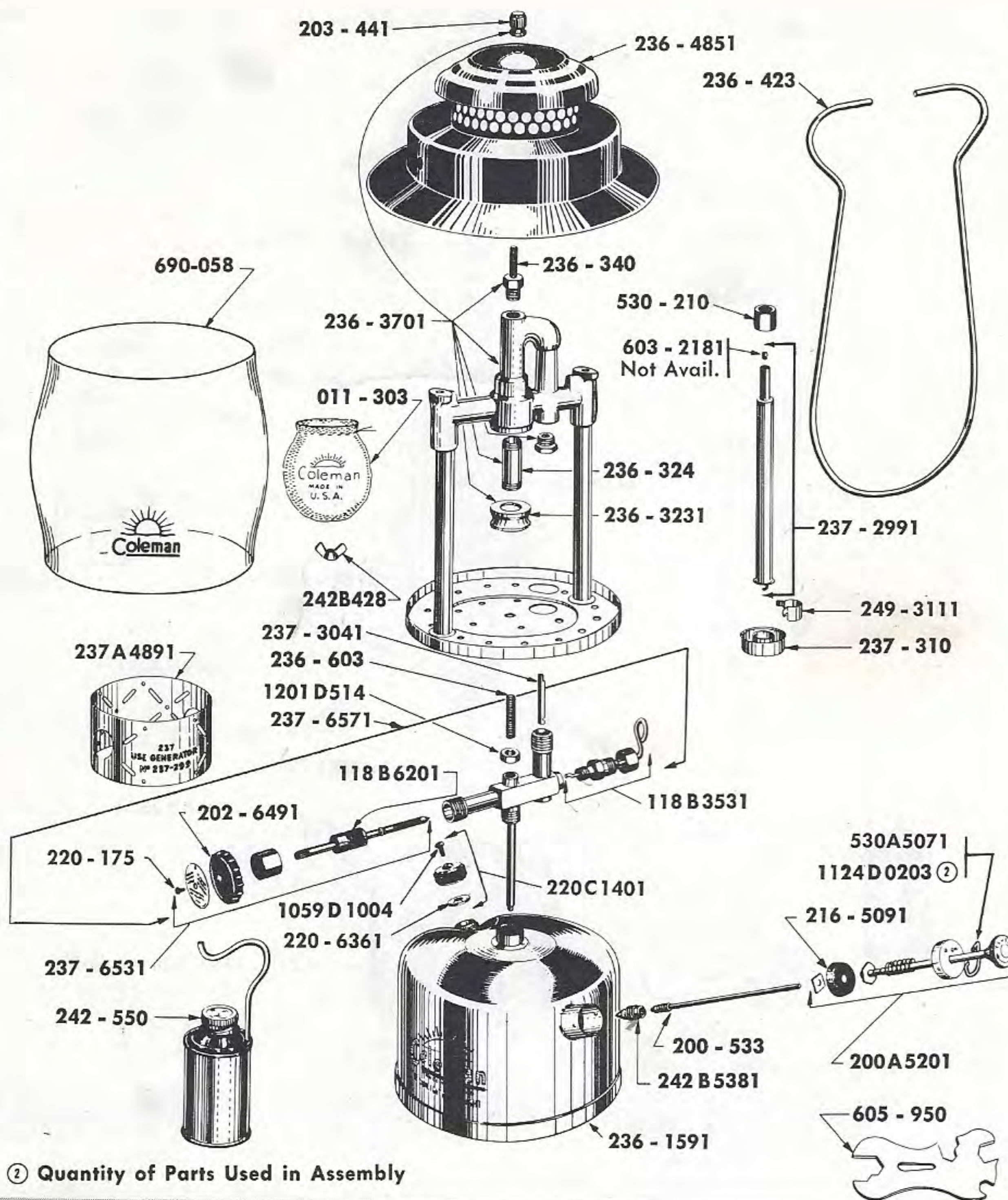
ALCOHOL GENERATING
KEROSENE SINGLE MANTLE

COLEMAN LANTERNS

LANTERNS



Model 237



MODEL 237 SHOWN

Model	FINISH		LANTERN HEIGHT	FUEL CAPACITY
	Fount	Ventilator (Porcelain)		
237	Nickel	Green (7 $\frac{3}{8}$ "	14 $\frac{1}{2}$ "	2 Pints

PART NO.	DESCRIPTION	USED ON	PART NO.	DESCRIPTION	USED ON
011-303	1111 Mantle		237-2991	Generator	
118B1361	Filler Cap Gasket (Used only with obsolete 220B1401)		237-3041	Eccentric Block	
118B3531	Tip Cleaner Stem		237-310	Preheater Cup	
118B6201	Valve Stem Packing		237-6531	Stem Ass'y	
200-533	Air Stem		237-6571	Valve (Less Generator)	
200A5201	Pump Plunger Ass'y		237A4891	Base Rest	
202-476	Screw — Replaced by 1059D1004		242-550	Filling Can	
202-6491	Valve Wheel		242B428	Wing Nut	
203-441	Ball Nut		242B5381	Check Valve	
216-5091	Pump Cup		249-3111	Spring Clip (Preheater Cup)	
220-175	Self-Tapping Screw (#4—40 x $\frac{5}{16}$ "		530-210	Jamb Nut	
220-6361	Filler Cap Gasket and Disc Ass'y		530-452	Screw (Replaced by 1124D0203)	
220C1401	Filler Cap Complete		530A5071	Pump Cap Clip	
236-1591	Fount (Less Pump and Filler Cap)		603-2181	Gas Tip — Replaced by Complete 237-2991	
236-3231	Burner Cap and Screen		603-456	Nut — Replaced by 1201-574	
236-324	Burner Tube		605-950	Wrench (Large)	
236-340	Ventilator Rod		690-058	660 Clear Pyrex Globe	
236-3701	Burner Ass'y Complete		1124D0203	Sheet Metal Screw (#2 x $\frac{3}{16}$ ", Type Z, Bd. Hd.)	
236-423	Bail		1059D1004	Machine Screw (#10—32 x $\frac{1}{4}$ " Rd. Hd. Nickel Plated Br.)	
236-4851	Ventilator		1201D514	Nut ($\frac{1}{4}$ "—20 x $\frac{7}{16}$ "	
236-603	Connecting Stud				

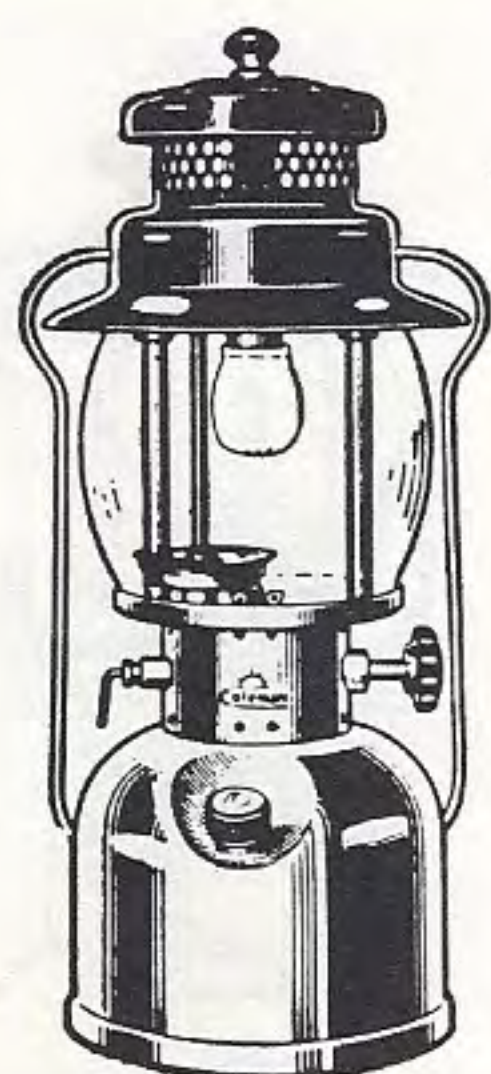
PARTS LIST

249

ALCOHOL GENERATING
KEROSENE SINGLE MANTLE

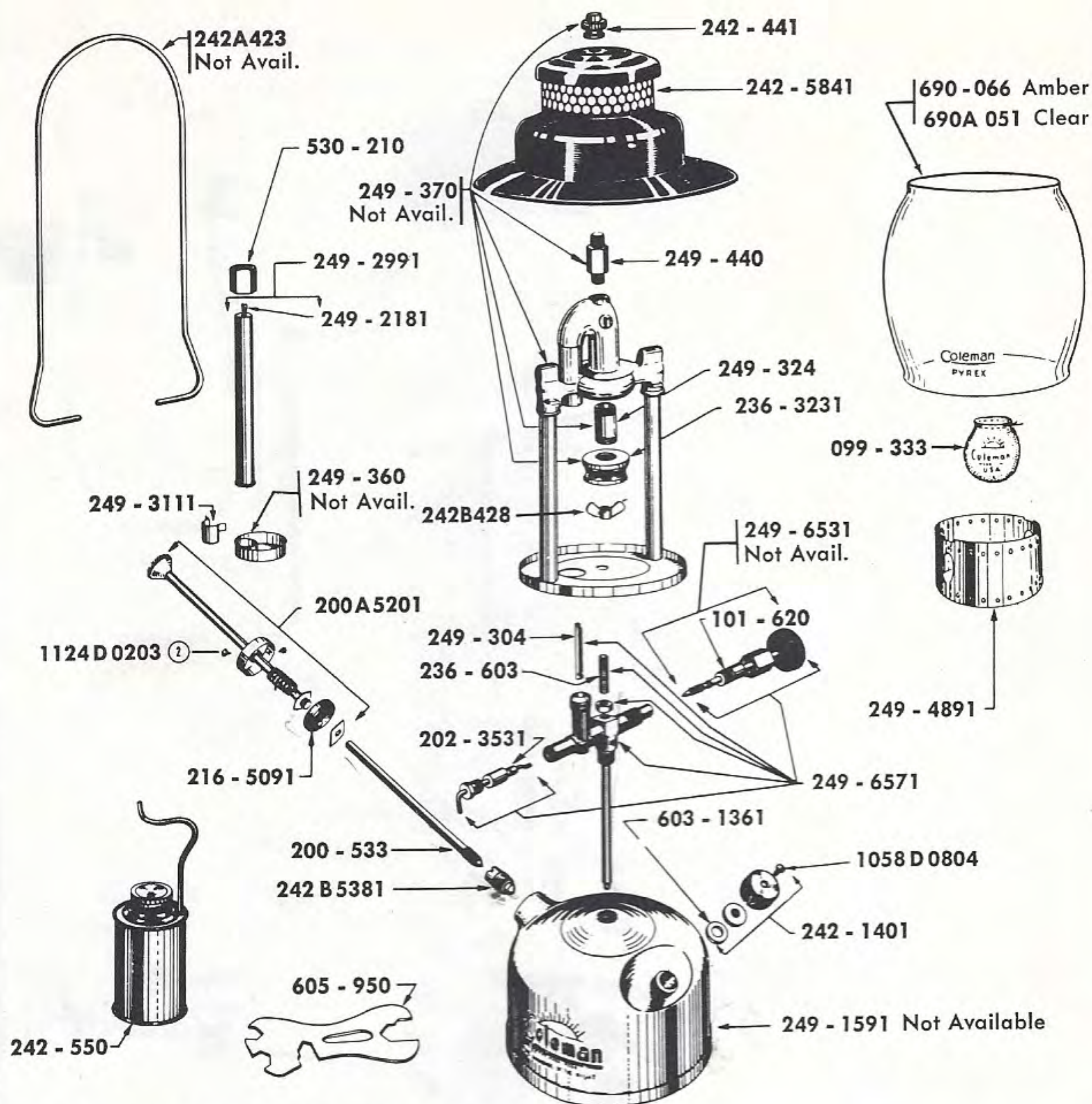
COLEMAN LANTERNS

LANTERNS



Model 249

Discontinued except in Canada

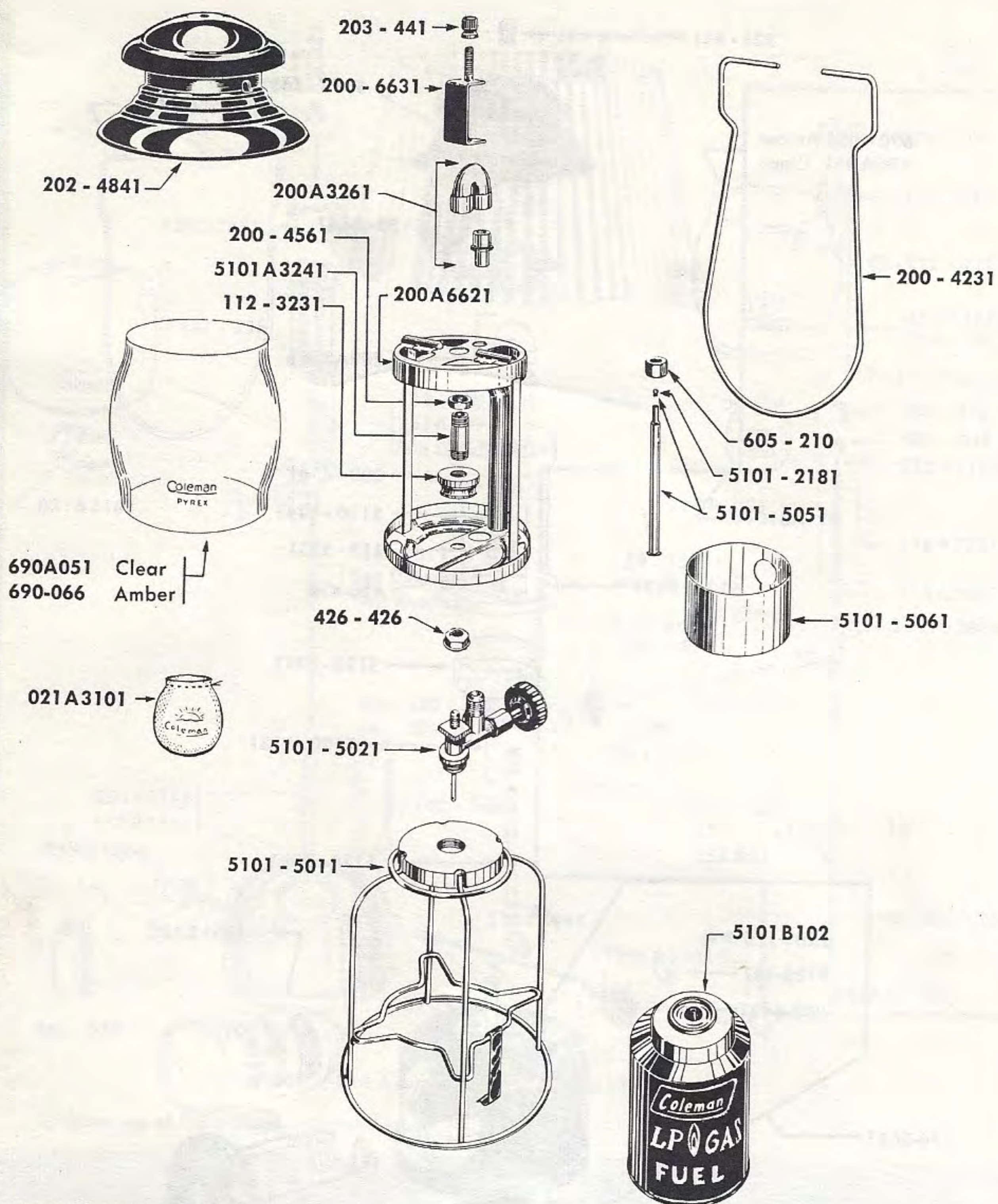


② Quantity of Parts Used in Assembly

MODEL 249 SHOWN

MODEL	FINISH	
	Fount	Ventilator (Porcelain)
249	Nickel	Green (5 1/2")

PART NO.	DESCRIPTION	USED ON	PART NO.	DESCRIPTION	USED ON
099-333	999 Mantle		249-304	Eccentric Block	
101-620	Valve Stem Packing		249-3111	Spring Clip (Preheater Cup)	
200-533	Air Stem		249-324	Burner Tube	
200A5201	Pump Plunger Ass'y		249-360	Preheater Cup — Not Available	
202-3531	Tip Cleaner Stem		249-370	Burner Ass'y Complete — Not Available	
216-5091	Pump Cup		249-440	Ventilator Rod	
236-3231	Burner Cap and Screen		249-4891	Globe Base Rest	
236-603	Connecting Stud		249-6531	Stem Ass'y — Not Available — Use 249-6571	
242-1401	Filler Cap		249-6571	Valve (Less Generator)	
242-441	Ball Nut		530-210	Jamb Nut	
242-550	Filling Can		530-452	Screw (Replaced by 1124D0203)	
242-5841	Ventilator		603-1361	Filler Cap Gasket	
242A423	Bail — Not Available		605-950	Wrench (Large)	
242B428	Wing Nut		690-066	550A Amber Pyrex Globe — Accessory	
242B5381	Check Valve		690A051	550 Clear Pyrex Globe	
249-1591	Fount (Less Pump and Filler Cap) — Not Available		1058D0804	Screw (Filler Cap) (#8—32 x 1/4")	
249-2181	Gas Tip (Marked +)		1124D0203	Sheet Metal Screw (#2 x 3/16", Type Z, Bd. Hd.)	
249-2991	Generator				



MODEL 5101 SHOWN

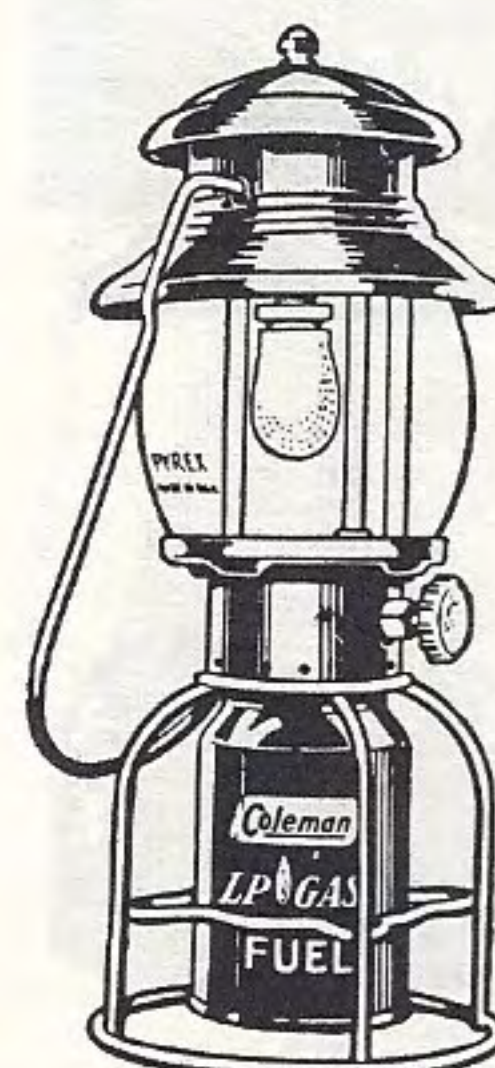
PARTS LIST

5101

LP-GAS AIR-O-LITE
SINGLE MANTLE

COLEMAN LANTERNS

LANTERNS



Model 5101
(Discontinued)

MODEL	FINISH
	Ventilator (Porcelain)
5101	Green (5 1/2")

PART NO.	DESCRIPTION	USED ON	PART NO.	DESCRIPTION	USED ON
8B119	Forest Green Enamel — Pressurized Spray		605-210	Jamb Nut	
021A3101	021A Mantle		690-066	550A Amber Globe — Accessory	
112-3231	Burner Cap and Screen		690A051	550 Clear Globe	
200-4231	Bail		5101-2181	Gass Tip (Marked "TI")	
200-4561	Nut (Lock — 1/2" — 32 Hex, Brass)		5101-5011	Frame Base Ass'y	
200-6631	Ventilator Bracket		5101-5021	Valve (Less Generator)	
200A3261	"U" Tube and Venturi		5101-5051	Generator	
200A6621	Frame		5101-5061	Base Rest	
202-4841	Ventilator		5101B102	LP-Gas Fuel Cartridge	
203-441	Ball Nut		5101A3241	Burner Tube	
426-426	Palnut (1/4" — 20)				

PARTS LIST


5120

LP-GAS

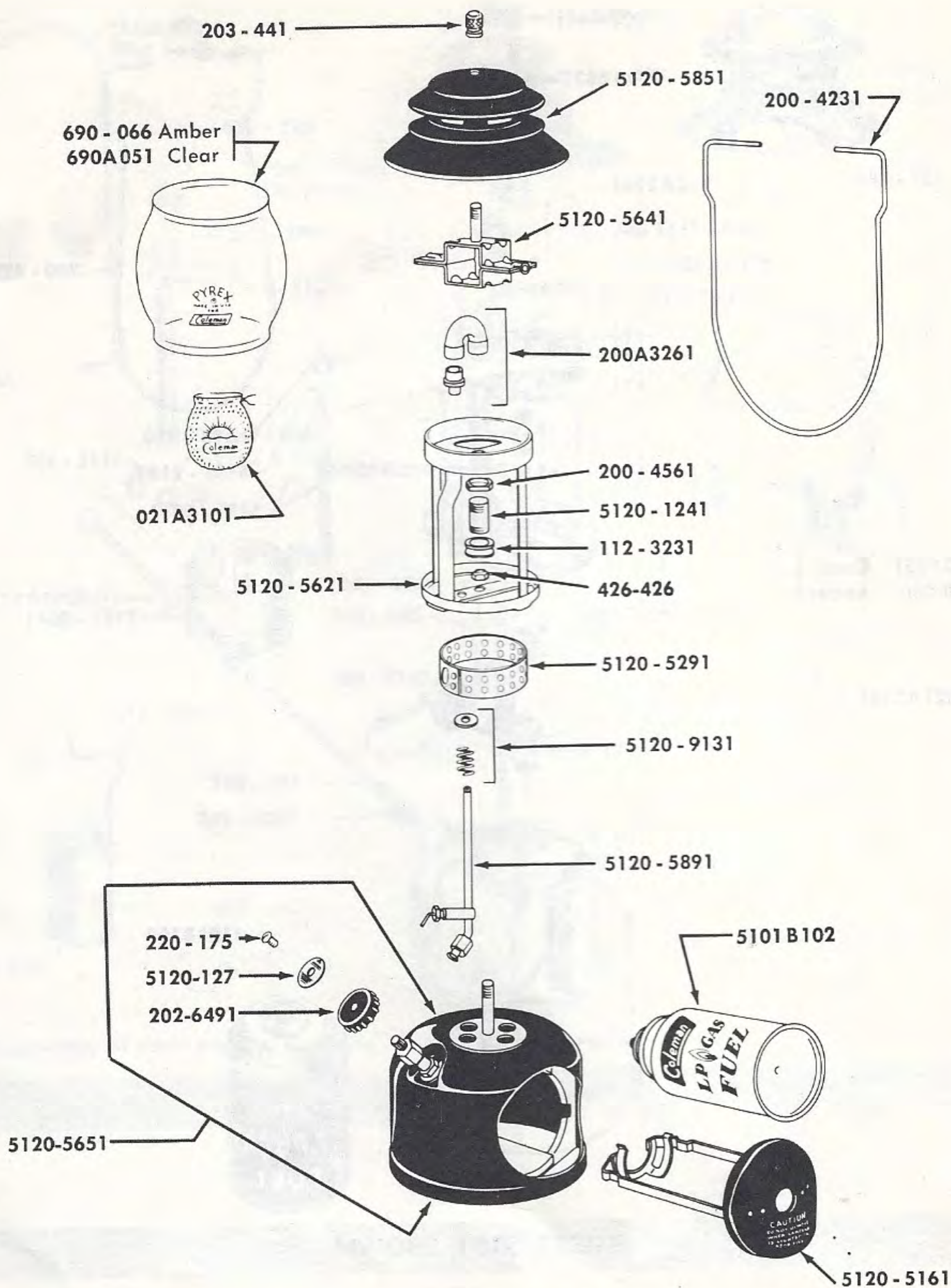
SINGLE MANTLE

COLEMAN LANTERNS

LANTERNS



Model 5120



MODEL 5120 SHOWN

MODEL	FINISH	Height
	Ventilator (Porcelain)	
5120	Green (5 5/8")	11"

PART NO. DESCRIPTION

USED ON

PART NO. DESCRIPTION

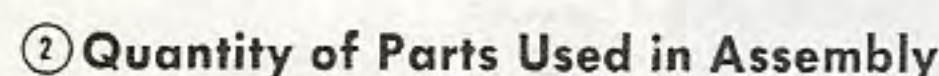
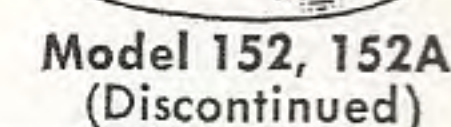
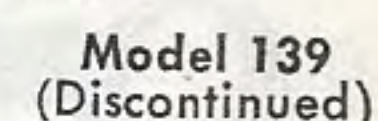
USED ON

8B119 Forest Green Enamel — Pressurized Spray
021A3101 021A Mantle
112 - 3231 Burner Cap and Screen
200 - 4231 Bail
200 - 4561 Lock Nut (1/2" — 32 Hex, Brass)
200A3261 "U" Tube and Venturi
202 - 6491 Valve Wheel
203 - 441 Ball Nut
220 - 175 Self-Tapping Screw (#4—40 x 5/16")
426 - 426 Palnut
690 - 066 550A Amber Pyrex Globe — Accessory
690A051 550 Clear Pyrex Globe

5101 B102 LP-Gas Fuel Cartridge
5120 - 1241 Burner Tube
5120 - 127 Direction Disc
5120 - 5161 Extractor
5120 - 5291 Globe Base Rest
5120 - 5621 Frame Ass'y
5120 - 5641 Bail Bracket
5120 - 5651 Base and Valve Stem Ass'y
5120 - 5851 Ventilator
5120 - 5891 Generator
5120 - 9131 Spring and Washer Package

GASOLINE AND KEROSENE TWO MANTLE

LAMPS



MODEL 152A SHOWN

MODEL	FINISH	FUEL
139	Ivory & Gold	Kerosene or Gasoline
152	Ivory & Gold	Kerosene or Gasoline
152A	Ivory & Gold	Gasoline

PART NO.	DESCRIPTION	USED ON	PART NO.	DESCRIPTION	USED ON
17-058	Mach. Screw — Replaced by 220-175		152A3991	Burner Ass'y.....	152
021A3101	021A Mantle		152A6531	Stem Ass'y — Not Available.....	152A
101-324	Burner Tube		152A6571	Valve (Less Generator) — Not Available...	152A
112-3231	Burner Cap and Screen		200-533	Air Stem	
118A3041	Eccentric Block		200A5201	Pump Plunger Ass'y	
118B1361	Filler Cap Gasket — Used only with obsolete 220B1401		202-476	Screw — Replaced by 1059D1004	
118B2181	Gas Tip (Marked "V")		216-5091	Pump Cup	
118B2381	Needle Ass'y		220-175	Self-Tapping Screw (#4—40 x 5/16")	
118B3221	Air Intake Tube.....	152A	220-6361	Filler Cap Gasket and Disc Ass'y	
118B6201	Valve Stem Packing		220B3261	Mixing Chamber with Screw	
129-3351	Globe Clamp (Pk'd 2)		220B619	Direction Disc	
129-3531	Tip Cleaner Stem — Not Available		220C1401	Filler Cap Complete	
129-3611	Final Ass'y		220E5891	T4DL Generator	
129-3651	Air Intake Tube — Not Available.....	139, 152	235-310	Preheater Cup — Not Available.....	139, 152
132-147	Handle Nut — Not Available		242-550	Filling Can.....	139, 152
132-1481	Tube Ass'y (Fuel and Air)		242B532	Air Stem — Replaced by 200-533	
132-355	355 Globe		242B5381	Check Valve	
139-3991	Burner Ass'y — Not Available.....	139, 152	407-6491	Valve Wheel (Black).....	152A
139-6531	Stem Ass'y — Not Available.....	139	412-249	Valve Wheel.....	139, 152
143-144	Handle		605-210	Jamb Nut	
152-145	Handle — Replaced by 143-144		1059D1004	Machine Screw (#10—32 x 1/4" Rd. Hd. Nickel Plated Br.) *	
152-6531	Stem Ass'y — Not Available.....	152	1124D0203	Sheet Metal Screw (#2 x 3/16" Bd. Hd. Type Z)	
152A1651	Fount Complete — Not Available.....	152A and with gasoline ONLY on 139, 152	1189D0604	Self-Tapping Screw (#6—32 x 1/4", Type F)	

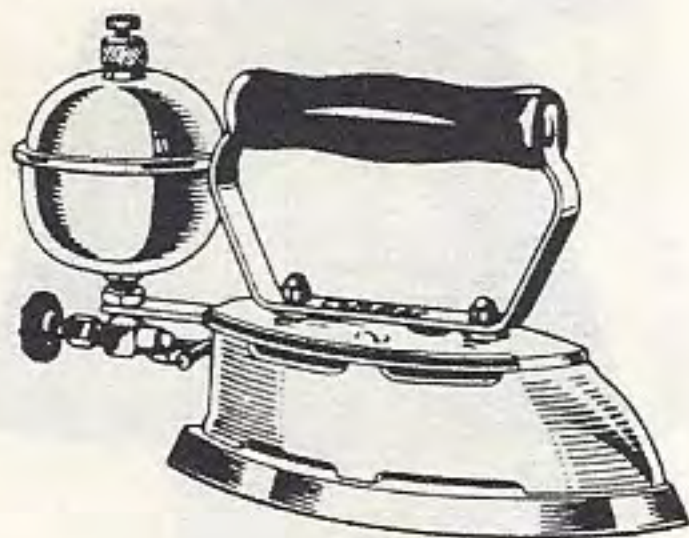
PARTS LIST

4A, 12


INSTANT LIGHTING GASOLINE SELF-HEATING IRON

COLEMAN IRONS

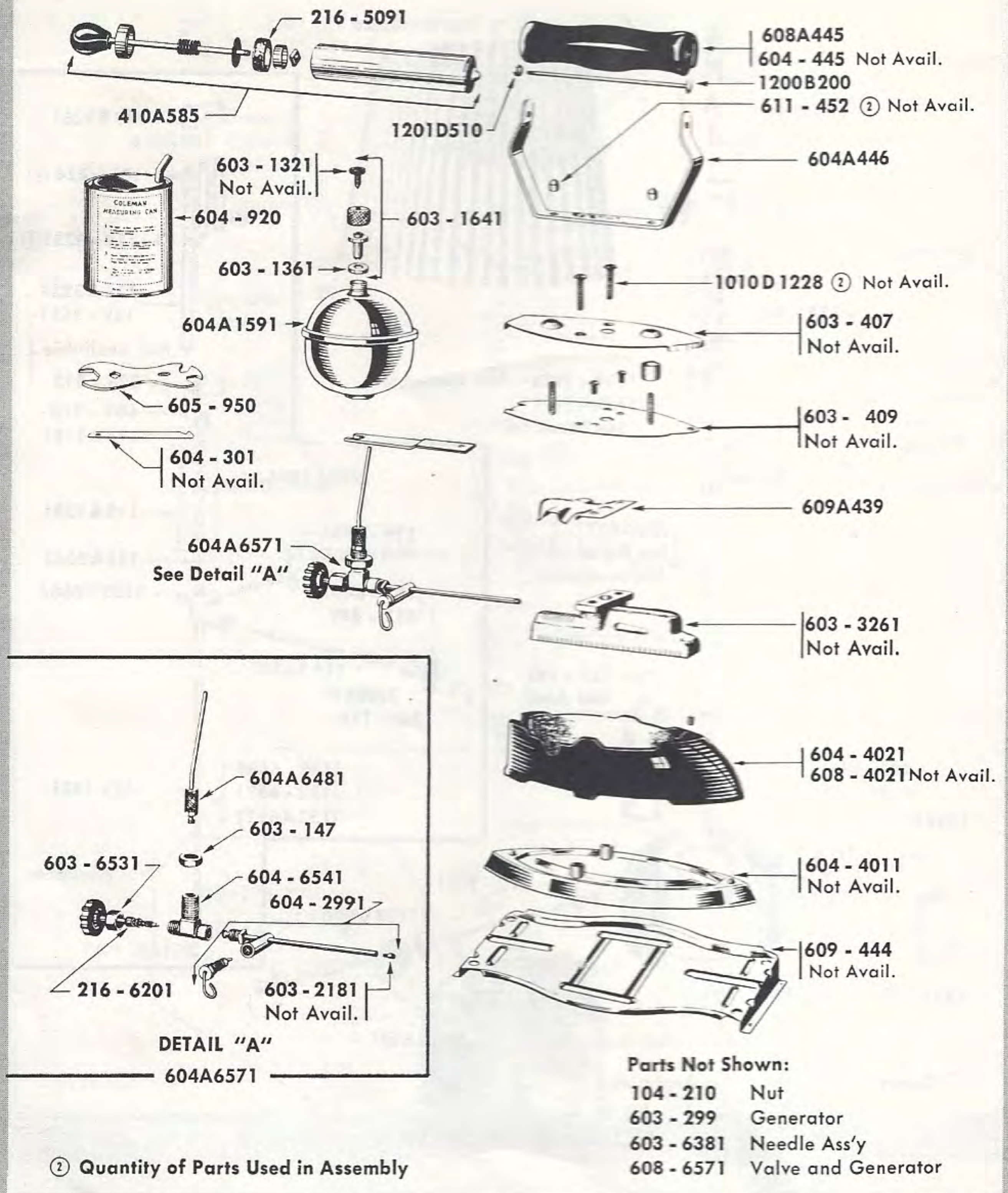
LAMPS IRONS



Model 4A
(Discontinued)



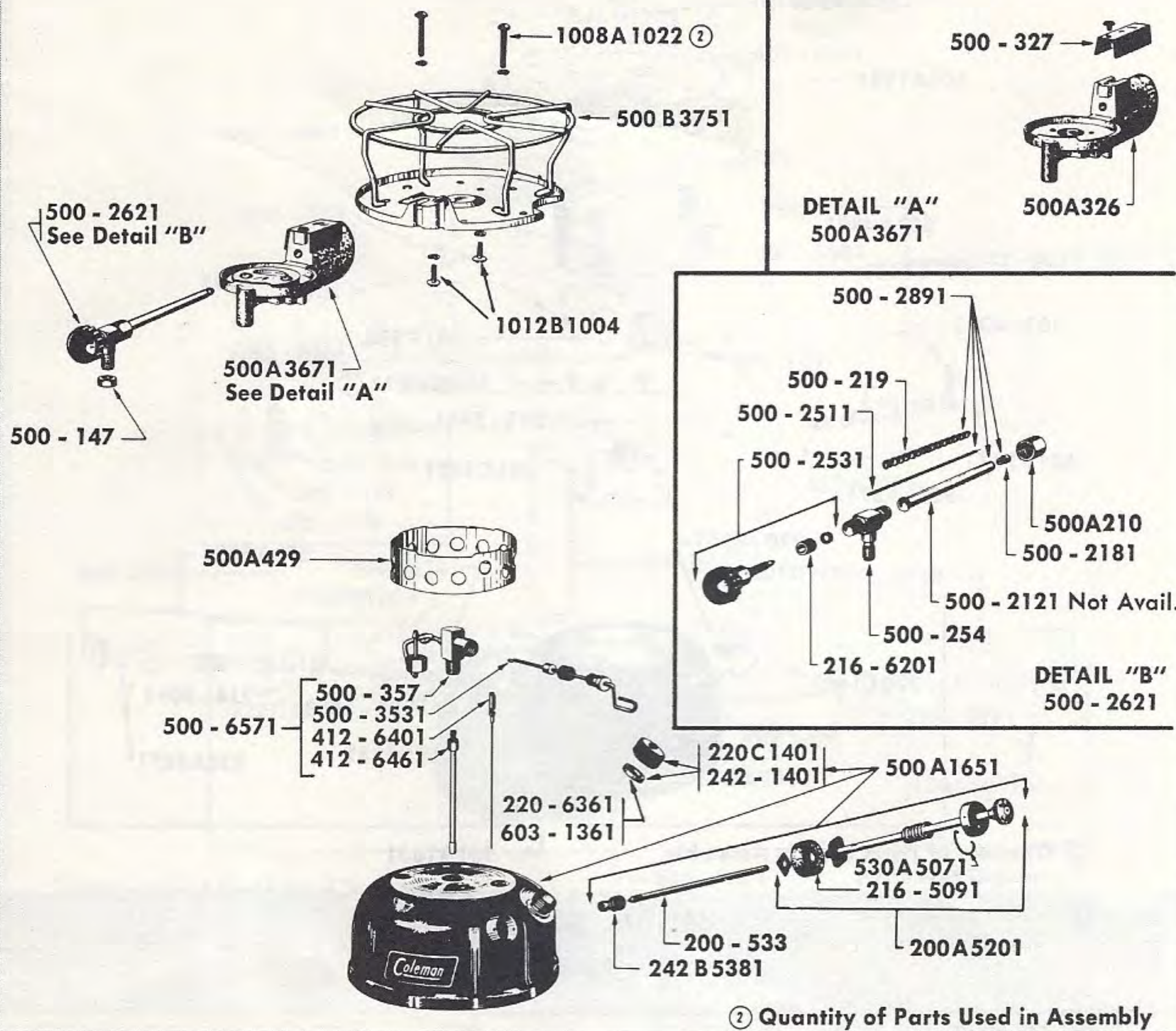
Model 12
(Discontinued)



MODEL 4A SHOWN

MODEL	FINISH				TANK CAPACITY (In Pints)	DIMENSION (In Inches)		
	Base	Handle	Fount	Body		Height	Length	Width
4A (604A496)	Nickel Plated	Blue Enamel	Blue Enamel	Blue Porcelain	½	6½	10¾	4¼
12 (612-496)	Nickel Plated	Black Enamel	Alum. Enamel	Alum. Enamel	½	6½	10½	3¾

PART NO.	DESCRIPTION	USED ON	PART NO.	DESCRIPTION	USED ON
104-210	Jamb Nut — Not Available.....	12	604-445	Handle — Not Available.....	4A
216-5091	Pump Cup		604-452	Nut (#10-24 Hex, Stl.) — Replaced by 1201D510	
216-6201	Valve Stem Packing		604-6541	Valve Body	
410A585	Pump		604-920	Filling Can	
603-1321	Air Stem — Not Available		604A1591	Fount (Less Filler Cap)	
603-1361	Filler Cap Gasket		604A446	Handle Bracket.....	4A
603-147	Lock Nut (½" — 32, Brass)		604A6481	Tube Ass'y (Fuel and Air)	
603-1641	Filler Cap		604A6571	Valve and Generator Complete.....	4A
603-2181	Gas Tip (Marked "1") — Replaced by 604-2991		605-950	Wrench (Large)	
603-299	Generator.....	12	608-4021	Body — Not Available.....	12
603-3261	Burner Casting — Not Available		608-6571	Valve and Generator Complete.....	12
603-407	Upper Lid Plate — Not Available.....	4A	608A445	Handle	
603-409	Lower Lid Plate — Not Available.....	4A	609-444	Stand — Not Available	
603-451	Handle Bolt — Replaced by 1200B200		609A439	Flame Baffle	
603-6381	Needle Ass'y.....	12	611-452	Acorn Nut (5/16" Hex, Brass) — Not Avail.	
603-6531	Stem Ass'y (Less Needle and Rod).....	12	1010D1228	Frame Screw (¼" — 20 x 1¾" Oval, Hd. Stl. Mach.) — Not Available.....	4A
604-2991	Generator.....	4A	1201D510	Nut (#10-24 Hex. Stl.)	
604-301	Burner Cleaner — Not Available		1200B200	Carriage Bolt	
604-4011	Base — Not Available.....	4A			
604-4021	Body, Blue Porcelain.....	4A			



MODEL 500A SHOWN

② Quantity of Parts Used in Assembly

MODEL	TANK CAPACITY	DIMENSION (In Inches)	
		Height	Diam.
500	2 Pints	7	10½
500A	2 Pints	7	10½

PARTS LIST

500, 500A

INSTANT LIGHTING GASOLINE SPORTMASTER STOVE

COLEMAN STOVES

STOVES



Model 500
(Discontinued)



Model 500A
(Discontinued)

PART NO.	DESCRIPTION	USED ON	PART NO.	DESCRIPTION	USED ON
8B119	Green Enamel — Pressurized Spray		500-3191	Plate Base — Replaced by 500B3751	
118B1361	Filler Cap Gasket — Used only with obsolete		500-327	Air Baffle	
220B1401	500A	500-3531	Lighter Stem	
200-533	Air Stem		500-357	Valve Body and Fuel Tube	
200A5201	Pump Plunger Ass'y		500-452	Machine Screw — Replaced by 1008A1022	
216-5091	Pump Cup		500-6571	Lighter Valve	
216-6201	Valve Stem Packing		500A1651	Fount Complete	
220-6361	Filler Cap Gasket and Disc Ass'y		500A210	Jamb Nut	
220C1401	Filler Cap Complete.....	500A	500A326	Burner Casting	
242-1401	Filler Cap.....	500	500A3651	Burner Cap and Fillers	
242B5381	Check Valve		500A3671	Burner Ass'y	
412-6401	Block and Needle Ass'y		500A429	Base Rest	
412-6461	Tube Ass'y (Fuel and Air)		500A4351	Grate with Nuts — Replaced by 500B3751	
500-147	Nut (5/16" — 27 Hex, Brass)		500B3751	Grate and Baffle Ass'y	
500-2121	Generator Tube — Not Available		530A5071	Pump Cap Clip.....	500A
500-2181	Gas Tip (Marked "BX")		603-1361	Filler Cap Gasket	
500-219	Generator Coil		1008A1022	Machine Screw (Grate) (#10—24 x 1 3/8" Rd. Hd. Stl.)	
500-2511	Needle Ass'y		1012B1004	Machine Screw (Baffle) (#10—24 x 1/4" Truss Hd.)	
500-2531	Stem Ass'y		1012A1008	Screw (Cap and Fillers) (#10—24 x 1/2" Oven Hd. Steel)	
500-254	Valve Body				
500-2621	Valve and Generator Complete				
500-2891	Generator				
500-3121	Burner Cap				

PARTS LIST

501-700

501A700

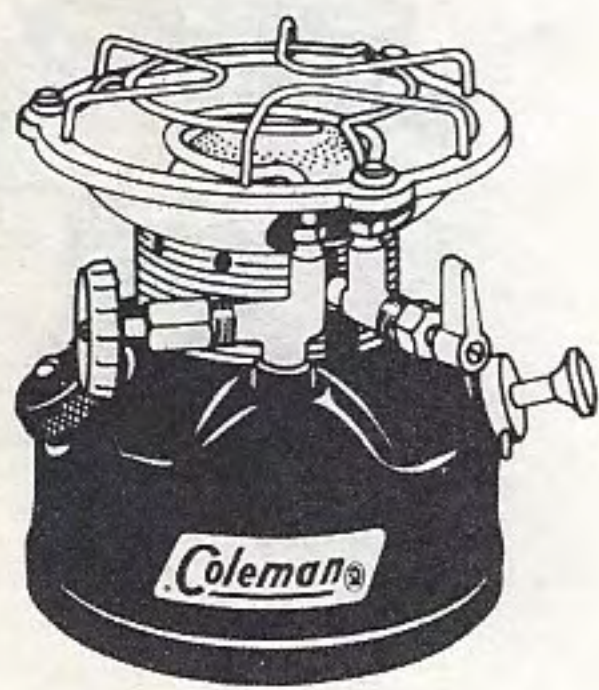
ONE-BURNER
SPORTSTER

COLEMAN STOVES

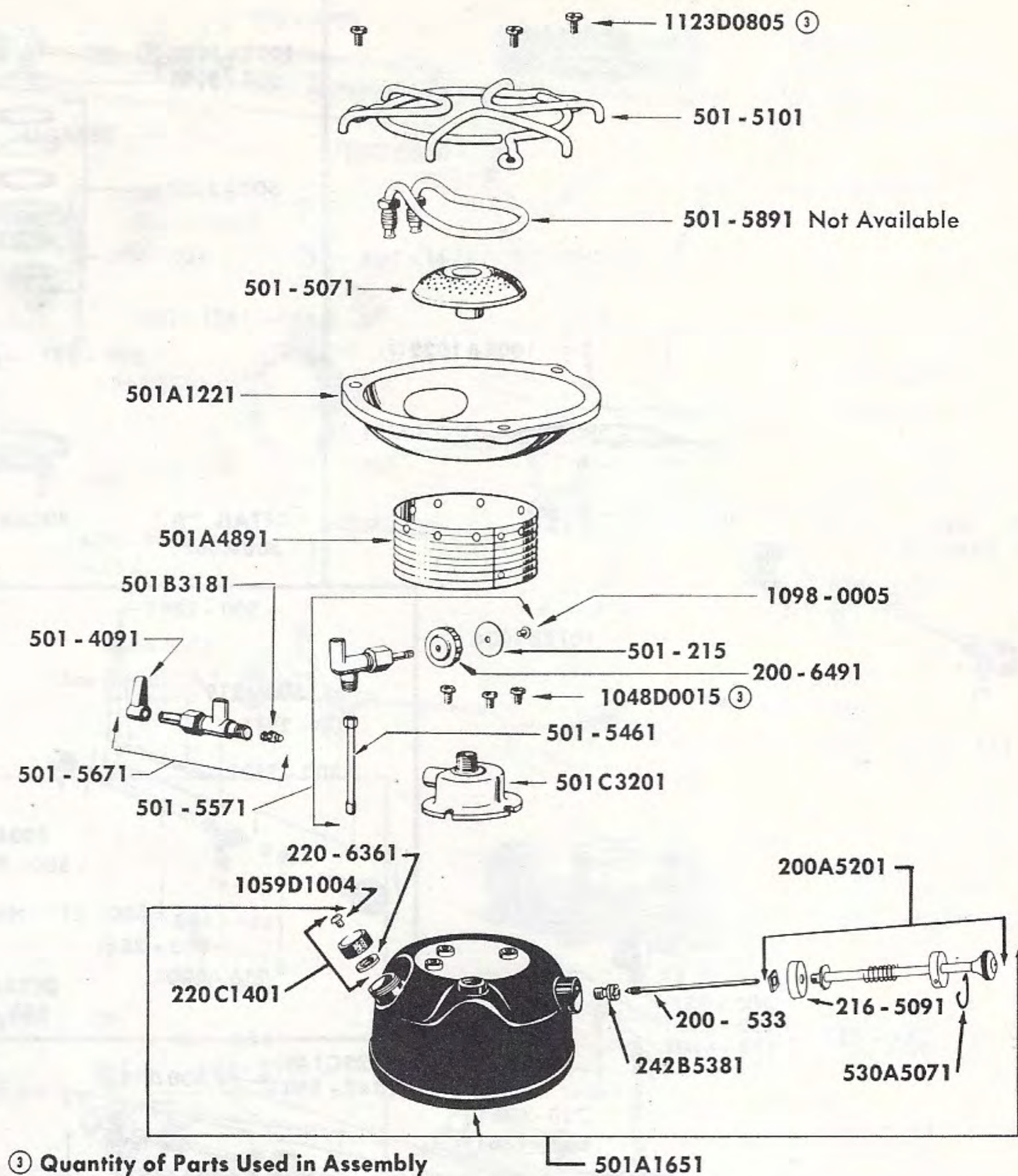
STOVES



Model 501-700
(Discontinued)



Model 501A700
(Discontinued)



MODEL 501A SHOWN

Discontinued

MODEL	BURNER	DIMENSIONS	
		DIAMETER	HEIGHT
501A700	Mushroom type	5 1/4"	5 1/4"

No parts are available for the 501- or 501A Stove.

It is our desire and intention to replace all those stoves with the 502 Type. This replacement can be handled by Coleman inwarranty stations or returned to the Coleman Company, Inc., 710 East First Street, Wichita, Kansas.

PARTS LIST

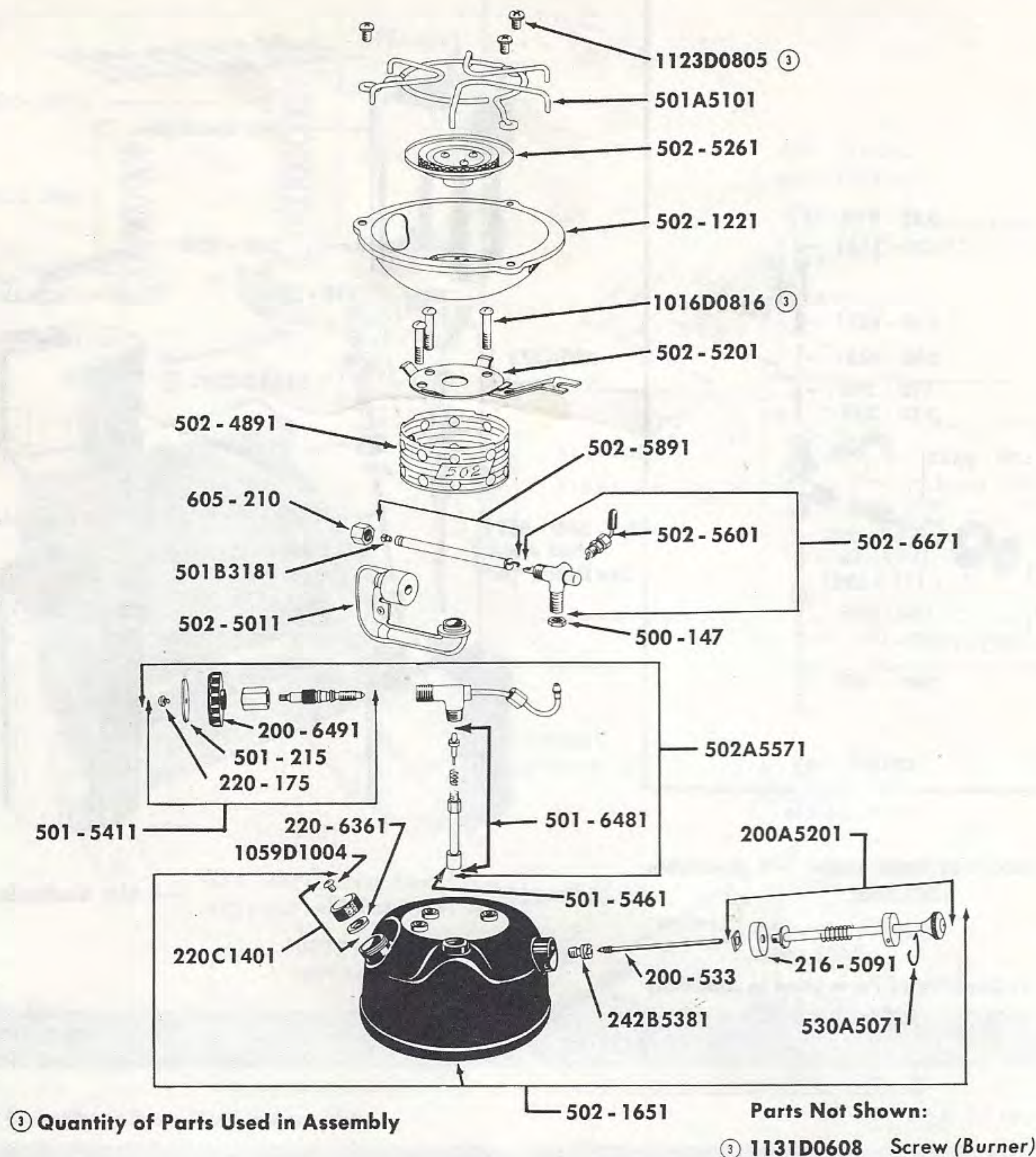
502-700
ONE-BURNER
SPORTSTER

COLEMAN STOVES

STOVES



Model 502-700



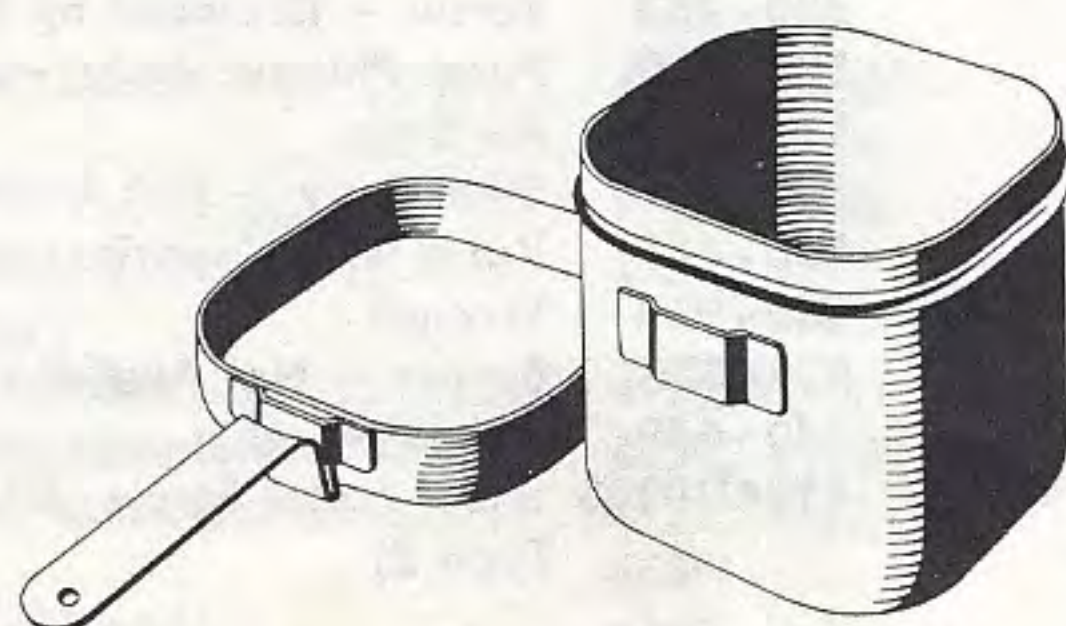
MODEL 502 SHOWN

MODEL	BURNER	DIMENSIONS	
		DIAMETER	HEIGHT
502- 700	Band-A-Blu	5 1/4"	5 3/4"

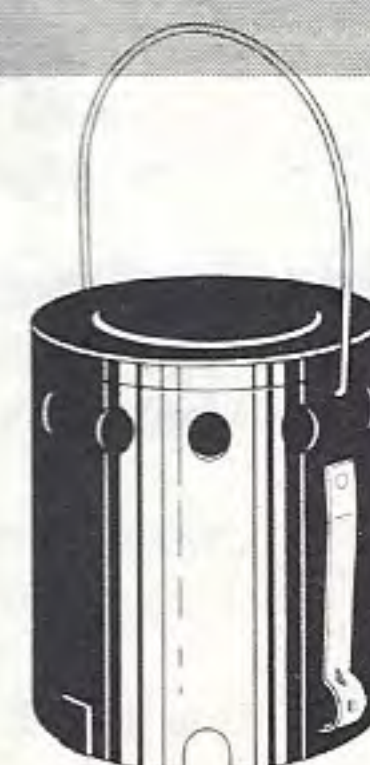
PART NO.	DESCRIPTION	USED ON	PART NO.	DESCRIPTION	USED ON
118B1361	Filler Cap Gasket (Used only with obsolete 220B1401)		502 - 4891	Collar Assembly	
200 - 533	Air Stem		502 - 5011	Bunsen Complete	
200 - 6491	Valve Wheel (Red)		502 - 5201	Burner Support	
200A5201	Pump Plunger Ass'y		502 - 5261	Burner Assembly	
216 - 5091	Pump Cup (Leather)		502 - 5601	Regulator Stem Assembly	
220 - 175	Self-Tapping Screw (#4-40 x 5/16")		502 - 5891	Generator	
220 - 6361	Filler Cap Gasket and Disc Ass'y		502 - 6671	Regulator Assembly	
220C1401	Filler Cap Complete		502A5571	Shut-Off Valve Assembly Complete	
242B5381	Check Valve		530A5071	Pump Cap Clip	
500 - 147	Lock Nut		605 - 210	Jamb Nut	
501 - 215	Direction Disc		1016D0816	Screw (Burner Support) (#8-32 x 1" Rd. Hd.)	
501 - 5411	Valve Stem Assembly Complete		1059D1004	Screw (Filler Cap) (#10-32 x 1/4" Rd. Hd. Nickel Plated Brass)	
501 - 5461	Feed Tube Assembly		1123D0805	Screw (Grate) (#8 x 5/16", Type B, Pan Hd. Sheet Metal)	
501 - 6481	Needle Spring and Fuel Tube Ass'y		1131D0608	Screw (Burner)	
501A5101	Grate Ass'y with Screws				
501B3181	Gas Tip				
502 - 1221	Burner Bowl				
502 - 1651	Fount Complete				

ACCESSORIES

Model 501-960
SPORTSTER COOK KIT
SPECIFICATIONS
6 1/4" Square, Height 6"
Lid is 6 1/4" Fry Pan
Bottom is 2-qt. Sauce Pan
Packaged: 1 each per carton
Replacement Parts
501-4051 Cook Kit Handle
502 - 602 Cook Kit Cover



Model 502-952
SPORTSTER HEAT DRUM
SPECIFICATIONS
Diameter: 5 7/8"
Height 6 5/16"
Packaged: 1 each per carton




PARTS LIST

530

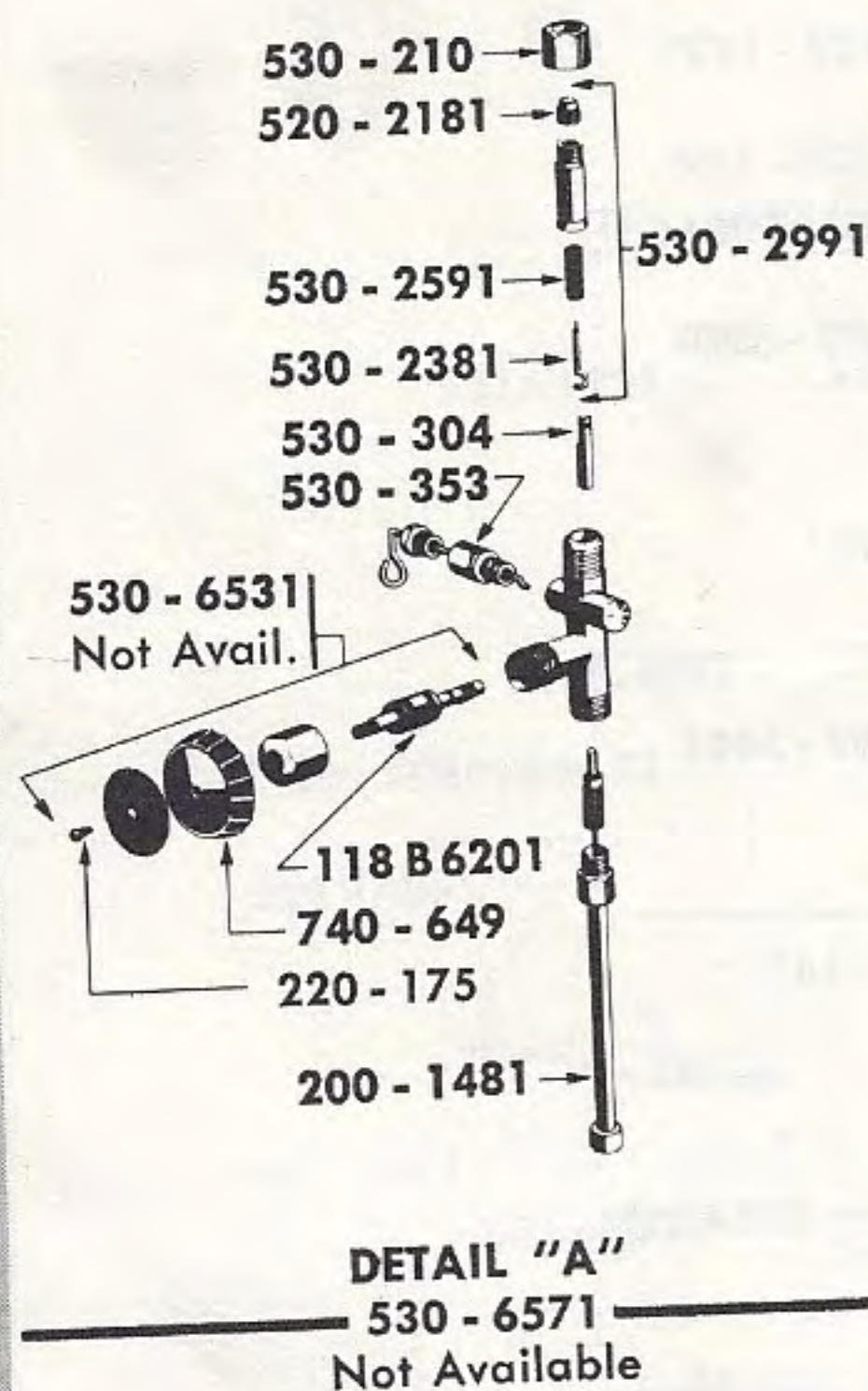
INSTANT LIGHTING GASOLINE
GI POCKET STOVE

COLEMAN STOVES

STOVES

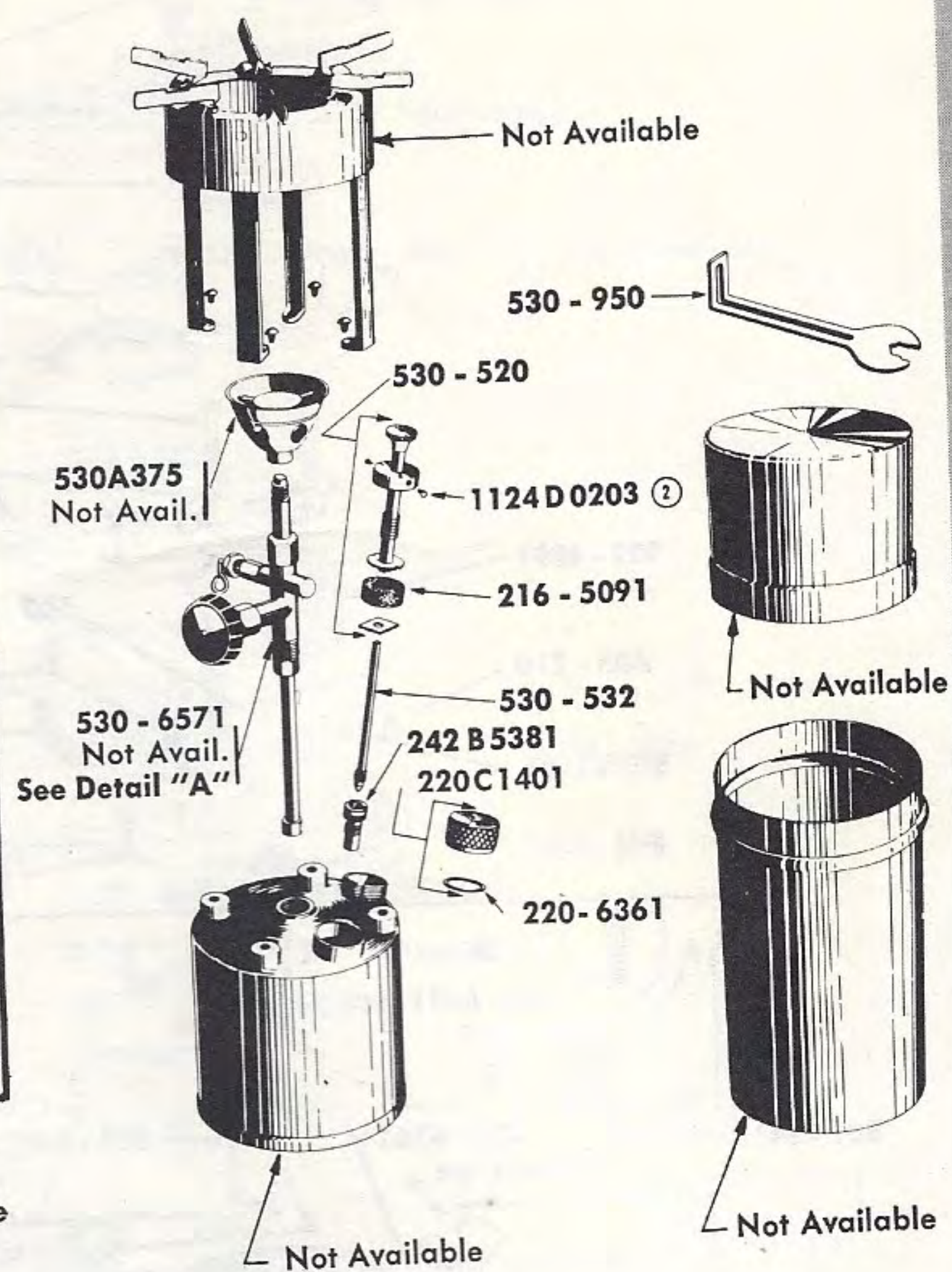


Model 530
(Discontinued)



Individual Parts Listed Still Available

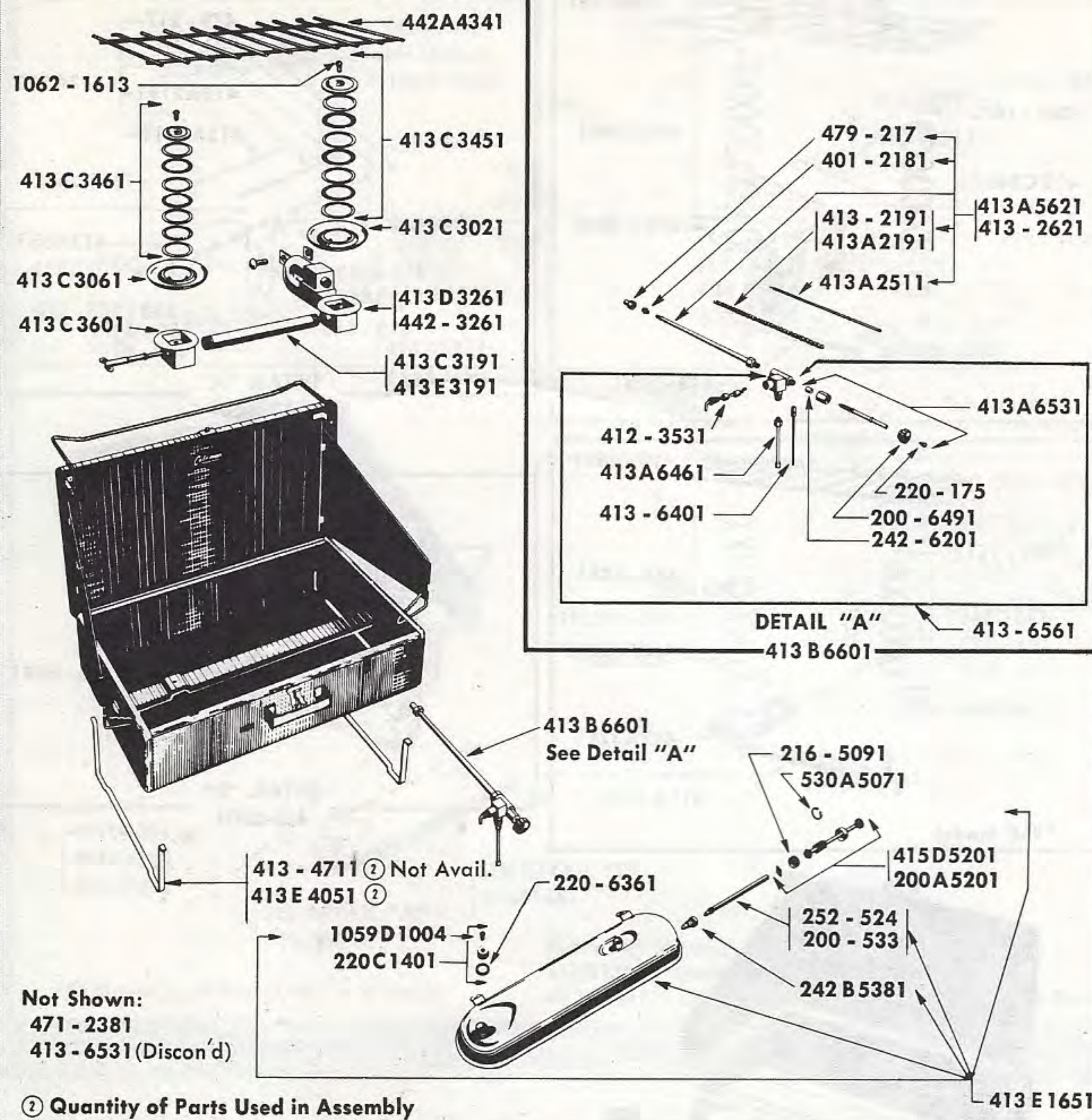
② Quantity of Parts Used in Assembly



MODEL 530 SHOWN

MODEL	MATERIAL			TANK CAPACITY	DIMENSION (In Inches)	
	Frame	Tank	Grate		Height	Diameter (Folded Grates)
530	Stnls. Steel	Brass (Nickel Plated)	Stnls. Steel	1 Pint	8 $\frac{11}{16}$	4 $\frac{3}{16}$

PART NO.	DESCRIPTION	USED ON	PART NO.	DESCRIPTION	USED ON
118B1361	Filler Cap Gasket — Use only with obsolete 220B1401		530 - 2991	Vaporizer	
118B6201	Valve Stem Packing		530 - 304	Eccentric Block	
200 - 1481	Tube Ass'y (Fuel and Air)		530 - 353	Tip Cleaner Stem	
216 - 5091	Pump Cup		530 - 452	Screw — Replaced by 1124D0203	
220 - 175	Self-Tapping Screw (#4—40 x $\frac{5}{16}$ ")		530 - 520	Pump Plunger Ass'y — Not Available	
220 - 6361	Filler Cap Gasket and Disc Ass'y		530 - 532	Air Stem	
220C1401	Filler Cap Complete		530 - 6531	Stem Ass'y — Not Available	
242B5381	Check Valve		530 - 6571	Valve with Vaporizer — Not Available	
520 - 2181	Gas Tip (Marked +)		530 - 950	Wrench	
530 - 210	Jamb Nut		530A375	Burner — Not Available	
530 - 2381	Needle and Tube Ass'y		740 - 649	Valve Wheel	
530 - 2591	Vaporizer Screen		1124D0203	Sheet Metal Screw (#2 x $\frac{3}{16}$ " Bd. Hd., Type Z)	



MODEL 413F SHOWN

MODEL	FINISH (Enamel)	BURNERS	DISTANCE BETWEEN CENTERS	TANK CAPACITY (In Pints)	DIMENSION (Folded — in Inches)		
					Height	Width	Depth
413C	FOREST GREEN ALL MODELS	2	11"	3½	5½	22½	13¾
413D		2	11"	3	5¼	22½	13¾
413E		2	11"	3½	5¼	22½	13¾
413F		2	11"	3½	5¼	22½	13¾

(All Models Discontinued)

PARTS LIST

413C, 413D, 413E, 413F

INSTANT LIGHTING GASOLINE
CAMP STOVE (TWO BURNER)

COLEMAN STOVES




Model 413C


STOVES



Model 413D



Model 413E



Model 413F

PART NO.	DESCRIPTION	USED ON	PART NO.	DESCRIPTION	USED ON
8B119	Forest Green Enamel — Pressurized Spray		413A2191	Generator Coil.....	413E, 413F
8B147	Red Lacquer — Pressurized Spray.....	Tanks	413A2511	Needle Ass'y.....	413E, 413F
118B1361	Filler Cap Gasket — Used with obsolete 220B1401		413A5621	Generator.....	413E, 413F
200 - 533	Air Stem.....	413E, 413F	413A6461	Tube Ass'y (Fuel and Air)	
200 - 6491	Valve Wheel		413A6531	Stem Ass'y.....	413E, 413F
200A5201	Pump Plunger Ass'y.....	413E, 413F	413B6601	Valve and Generator Complete	
216 - 5091	Pump Cup		413C3021	Master Burner Bowl	
220 - 175	Self-Tapping Screw (#4—40 x 5/16")		413C3061	Aux. Burner Bowl	
220 - 6361	Filler Cap Gasket and Disc Ass'y		413C3191	Manifold Pipe.....	413C
220C1401	Filler Cap Complete		413C3451	Master Burner Cap and Fillers	
242 - 6201	Valve Stem Packing		413C3461	Aux. Cap and Fillers	
242B5381	Check Valve		413C3601	Valve Stem (Aux. — Br. Body with Valve)	
252 - 524	Air Stem.....	413C	413C6551	Valve — Replaced by 413-6561.....	413E, 413F
401 - 2181	Gas Tip (Marked "B")		413D3261	Master Burner Body.....	413C, D, E
412 - 3531	Lighter Stem		413E3191	Manifold Pipe.....	413D, E, F
413 - 2071	Valve Body — Use 413-6561.....	413C, 413D	413E1651	Tank (Less Generator and Valve)	
413 - 2191	Generator Coil.....	413C, 413D	413E4051	Leg.....	413D, E, F
413 - 2621	Generator.....	413C, 413D	413G4341	Grate — Replaced by 442A4341	
413 - 4711	Leg — Not Available.....	413C	415D5201	Pump Plunger Ass'y.....	413C, 413D
413 - 6401	Block and Needle Ass'y		*442 - 3261	Master Burner Body.....	413F
413 - 6531	Stem Ass'y — Not Available.....	413C, 413D	442A4341	Grate	
413 - 6551	Valve — Replaced by complete 413B6601..	413C, 413D	471 - 2381	Needle and Holder.....	413C, 413D
413 - 6561	Valve with Stem Ass'y (Less Generator)....	413E, 413F, 413G	479 - 217	Tip Protector	
413A207	Valve Body — Use 413-6561.....	413E, 413F	530A5071	Pump Cap Clip	
			1059D1004	Screw (#10—32 x 1/4")	
			1062 - 1613	Screw (1/4" — 20 x 1 3/16" Brass Truss Head)	

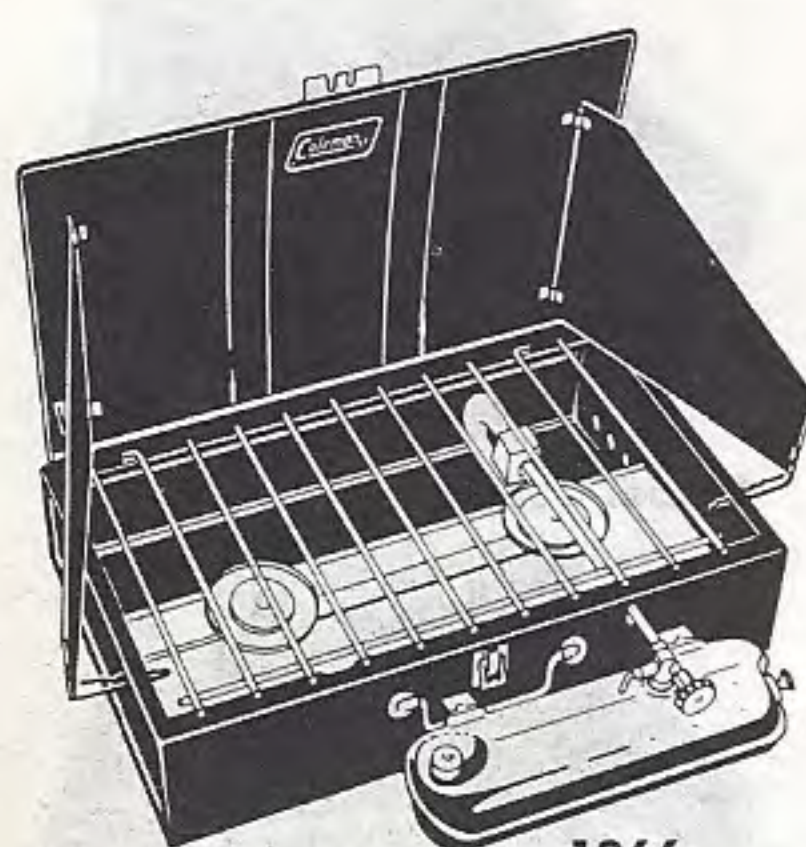
*The 442A3261 Burner can be used only if 425-3451 Cap and Fillers are used.

PARTS LIST

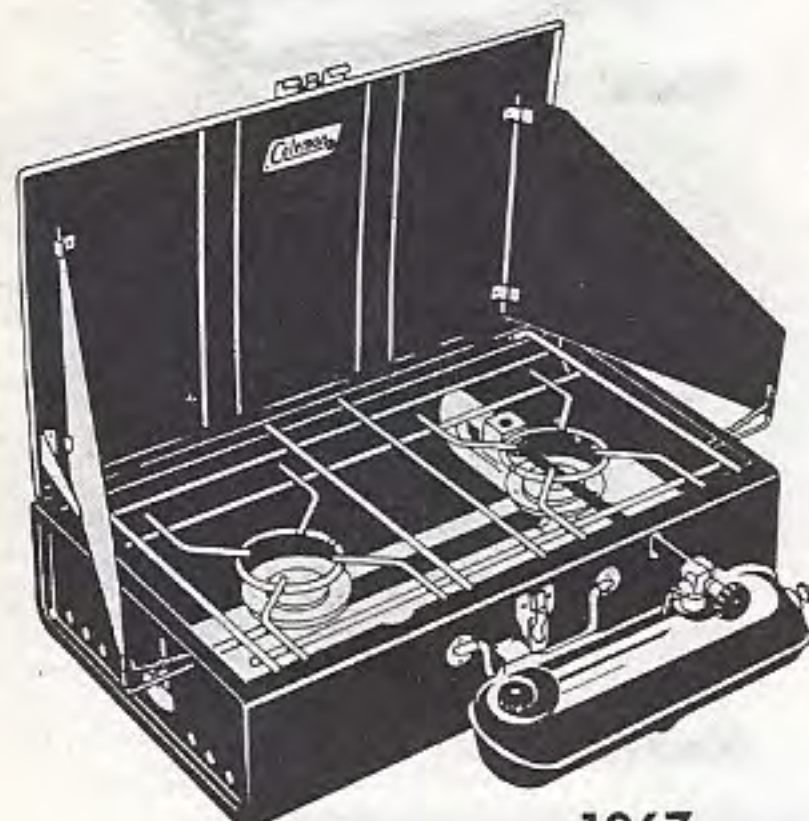
413G DELUXE INSTANT LIGHTING GASOLINE CAMP STOVE (TWO BURNER)

COLEMAN STOVES

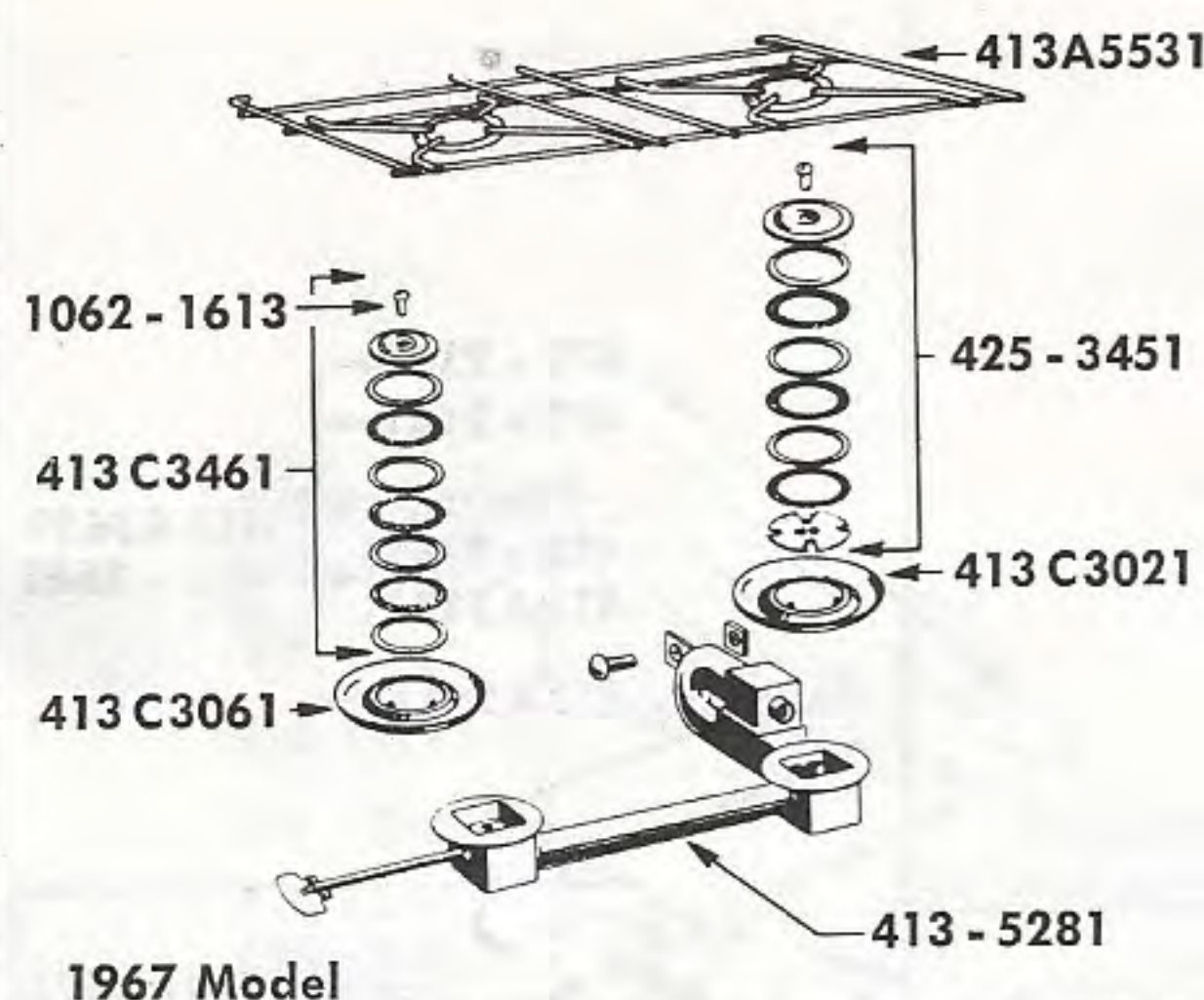
STOVES



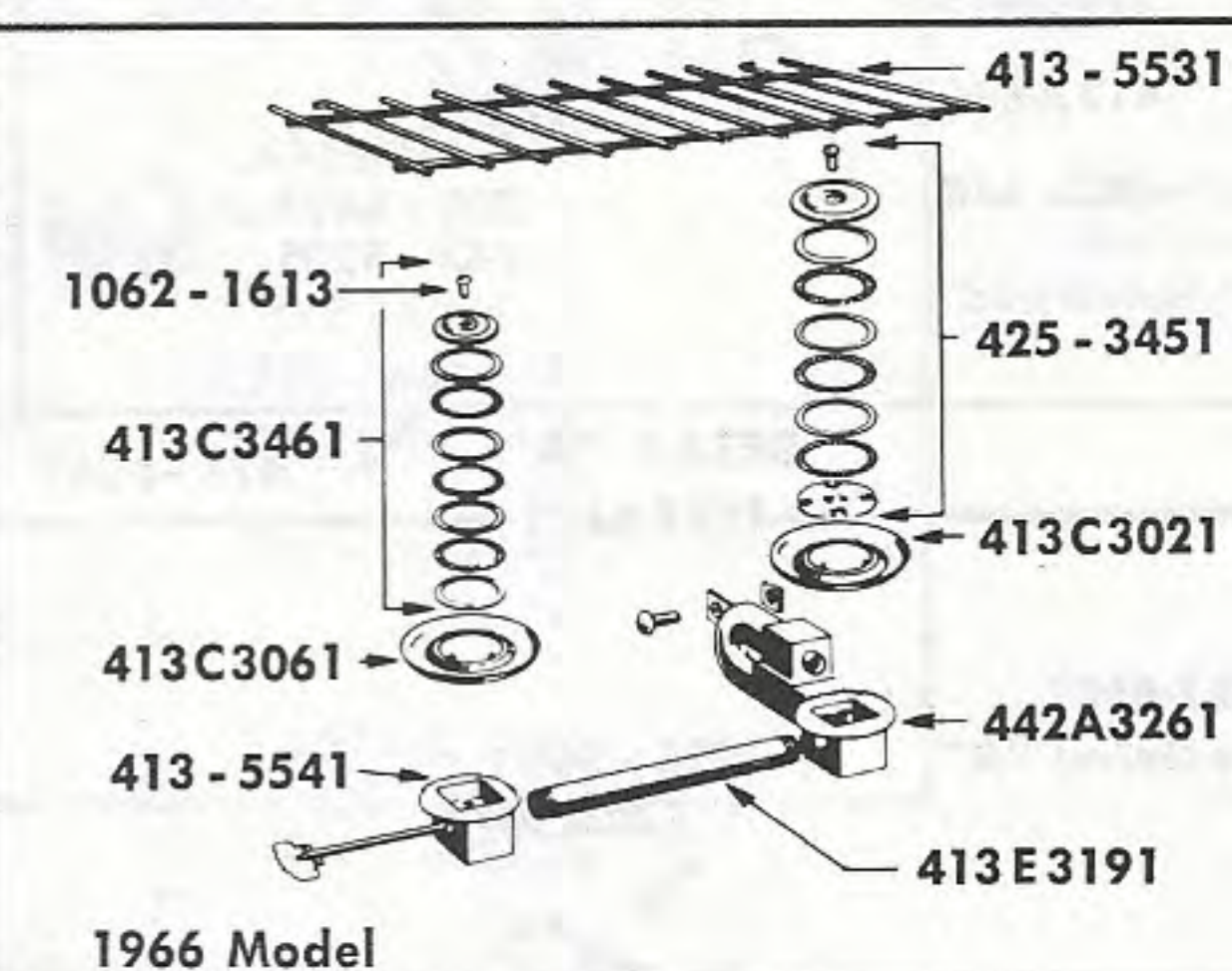
1966
Model 413G



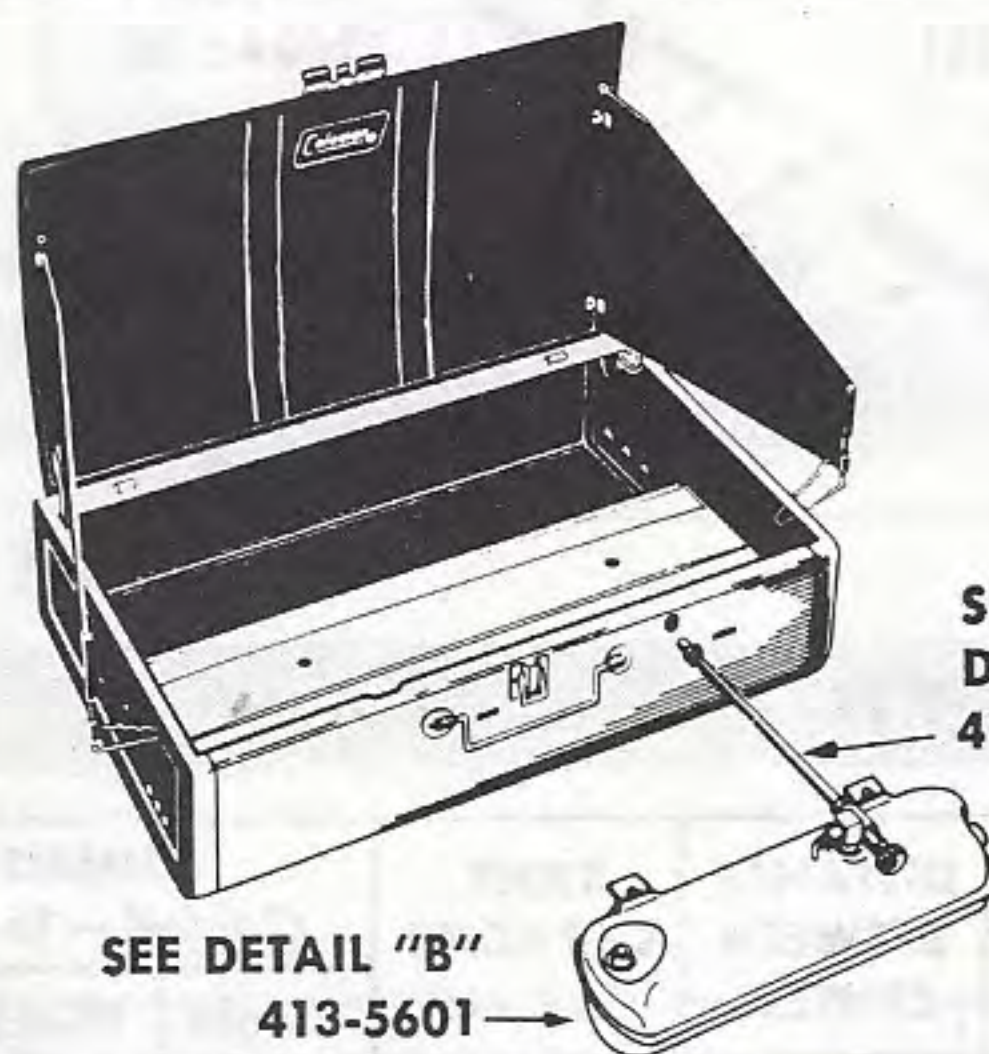
1967
Model 413G



1967 Model



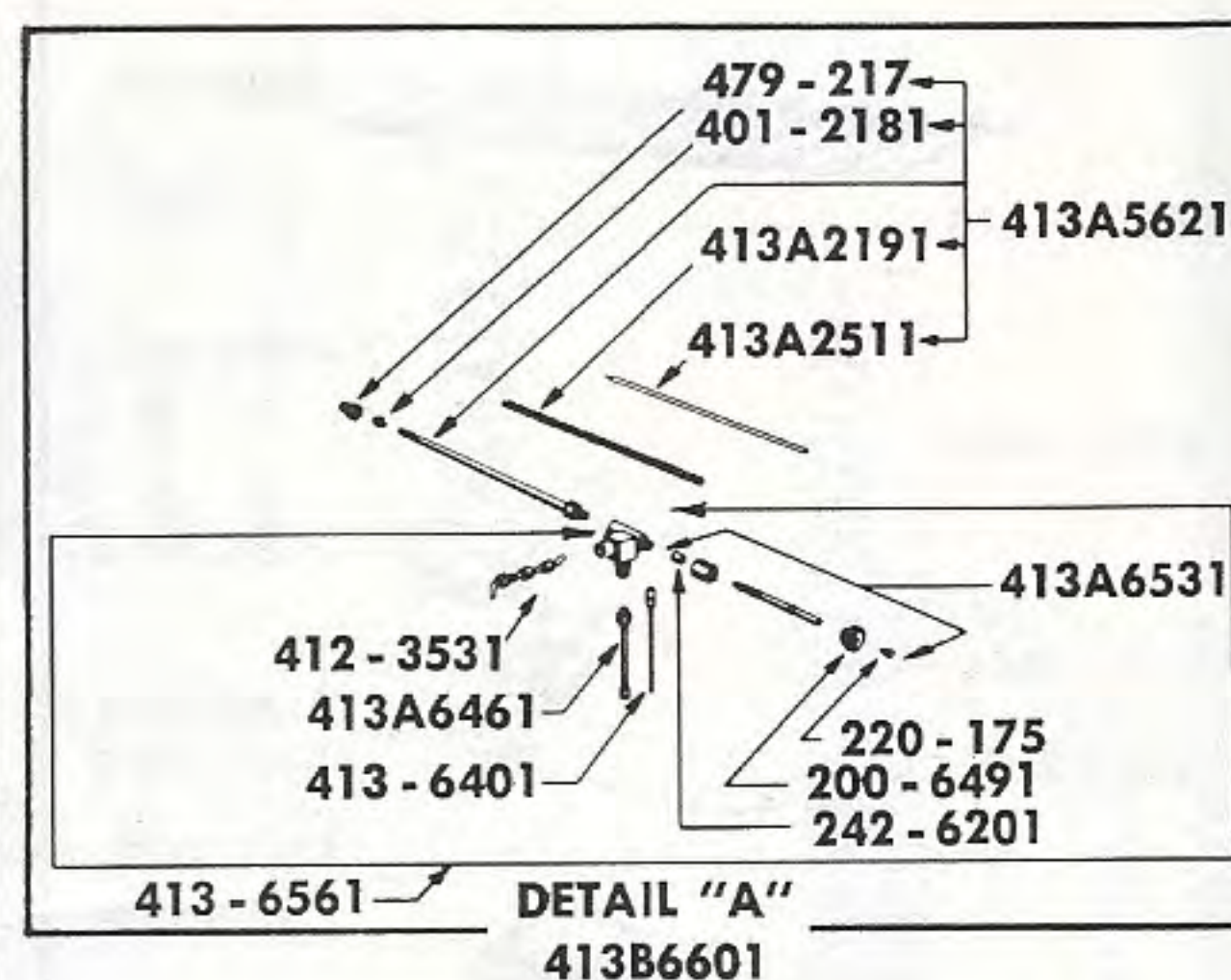
1966 Model



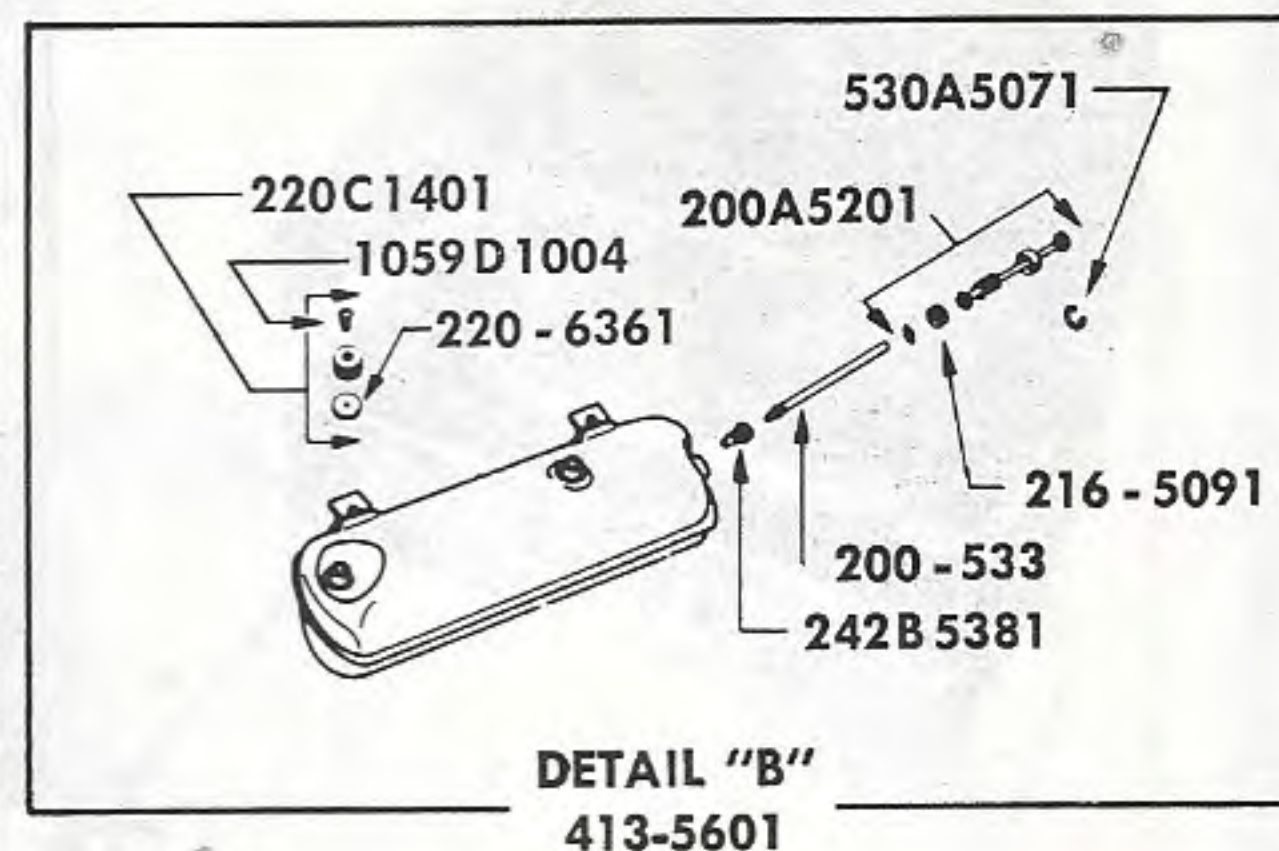
SEE
DETAIL "A"
413B6601

SEE DETAIL "B"
413-5601

MODEL 413G SHOWN



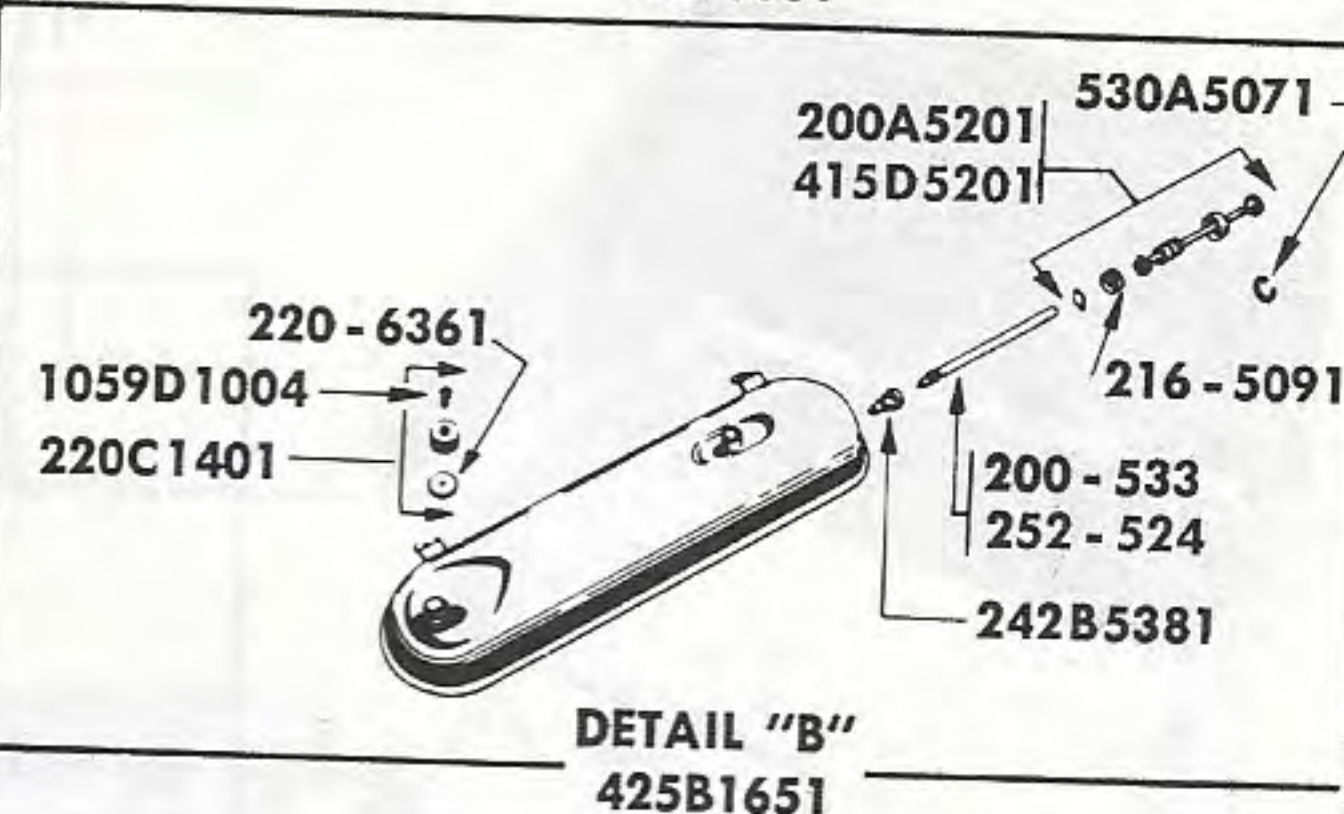
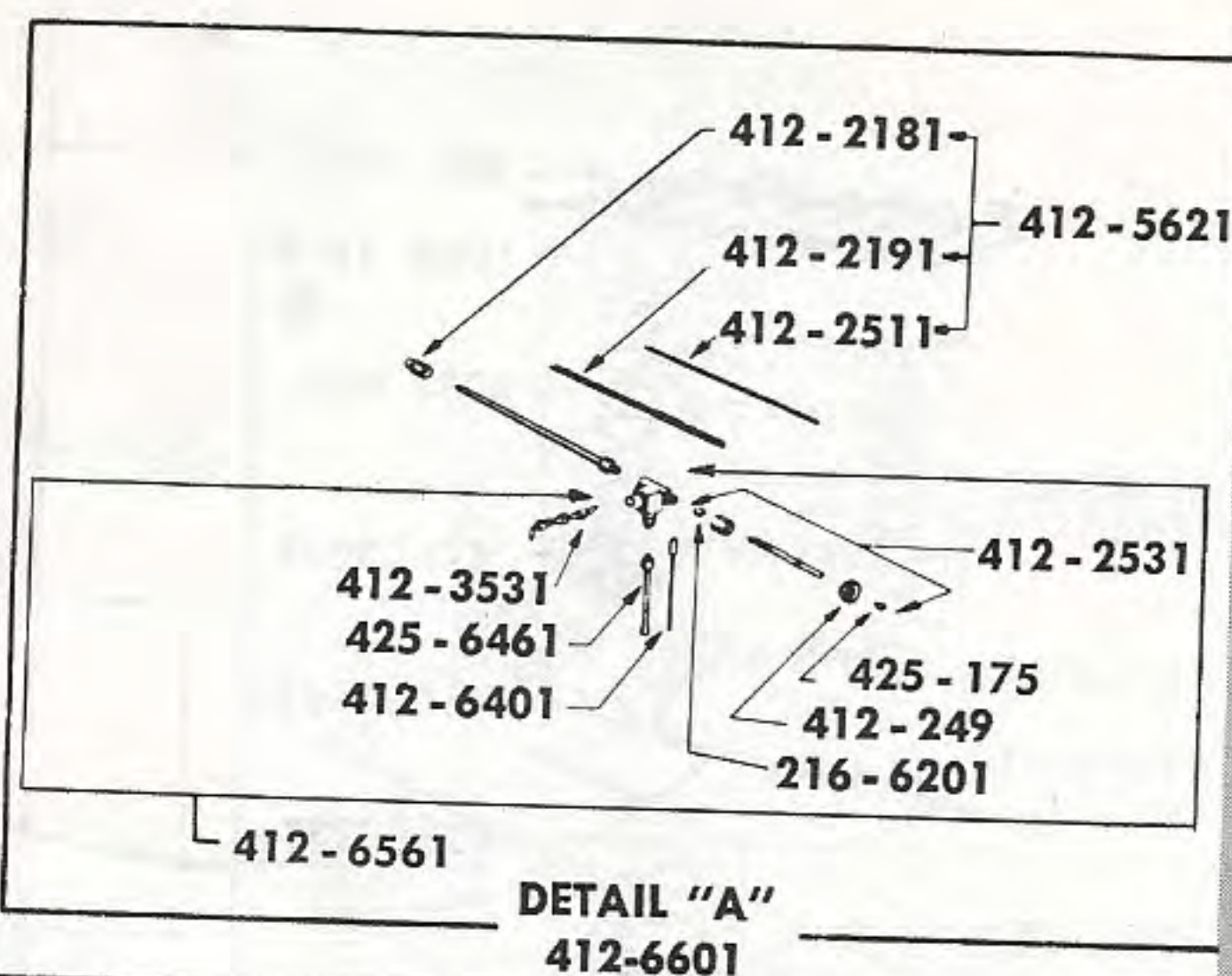
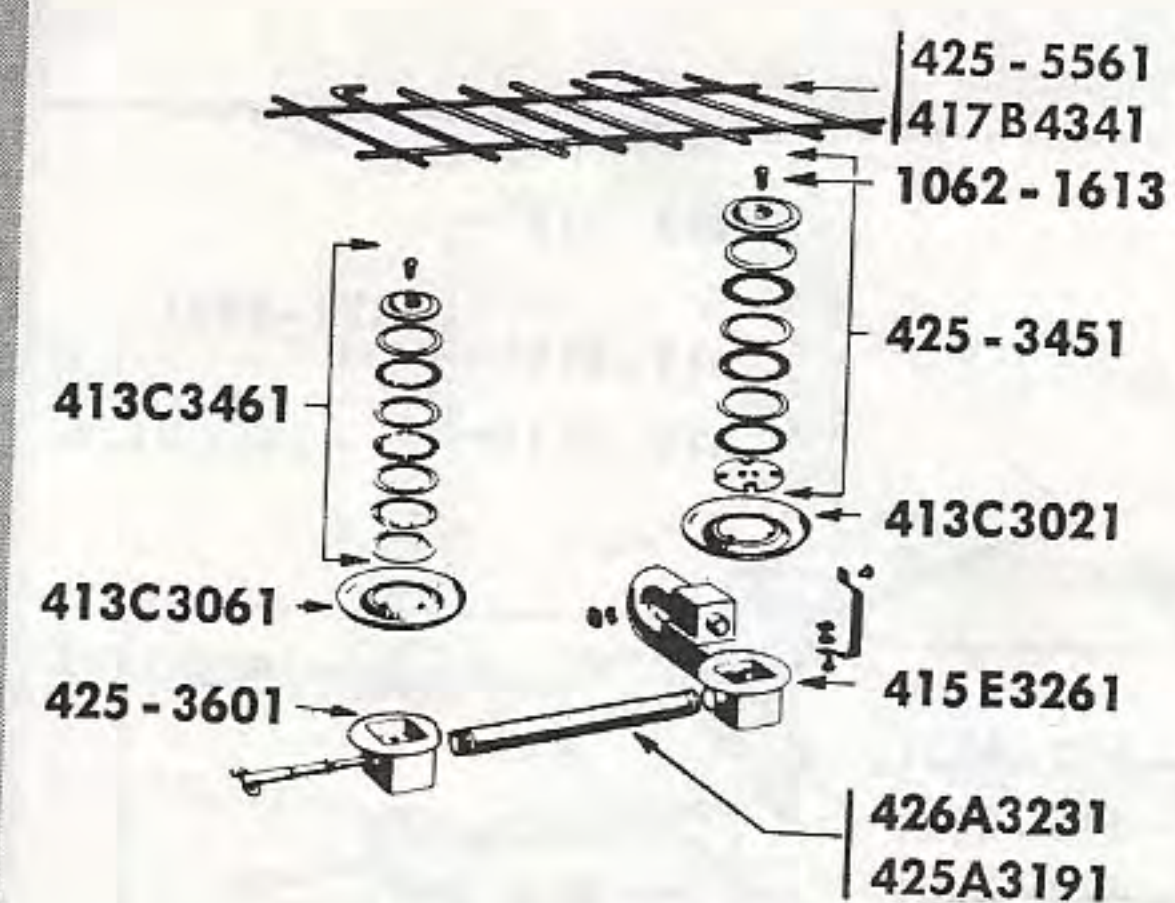
DETAIL "A"
413B6601



DETAIL "B"
413-5601

MODEL	FINISH (Enamel)	BURNERS	DISTANCE BETWEEN CENTERS	TANK CAPACITY (In Pints)	DIMENSION (Folded — In Inches)		
					Height	Length	Width
413G	Green	2	11	3	6¼	22	13¾

PART NO.	DESCRIPTION	USED ON	PART NO.	DESCRIPTION	USED ON
8B119	Forest Green Enamel — Pressured Spray		413-6561	Valve with Stem Ass'y (Less Generator)	
8B147	Red Lacquer — Pressured Spray — Tank		413A2191	Generator Coil	
200-533	Air Stem		413A2511	Rod and Needle Ass'y	
200-6491	Valve Wheel		413A5531	Grate — Not Interchangeable with 413-5531	
200A5201	Pump Plunger Assembly		413A5621	Generator	
216-5091	Pump Cup		413A6461	Tube Assembly (Fuel and Air)	
220-175	Self-Tapping Screw (#4—40 x 5/16")		413A6531	Valve Stem Assembly	
220-6361	Filler Cap Gasket and Disc Ass'y		413B6601	Valve and Generator Complete	
220C1401	Filler Cap Complete		413C3021	Master Burner Bowl	
242-6201	Valve Stem Packing		413C3061	Auxiliary Burner Bowl	
242B5381	Check Valve		413C3461	Auxiliary Burner Cap and Fillers	
401-2181	Gas Tip (Marked B)		413C6551	Valve — Replaced by 413-6561	
412-3531	Tip Cleaner Stem		413E3191	Manifold Pipe — Not used on 1967 Model	
413-5281	Manifold Ass'y — Used only on 1967 Model		425-3451	Master Burner Cap and Fillers	
413-5531	Grate — Not Interchangeable with 413A5531 Not used on 1967 Model		442A3261	Master Burner Body — Not used on 1967 Model	
413-5541	Auxiliary Burner and Valve Stem		479-217	Tip Protector	
413-5601	Tank Complete		530A5071	Pump Cap Clip	
413-6401	Block and Needle Assembly		1059D1004	Screw (#10—32 x 1/4" Rd. Hd.)	
			1062-1613	Machine Screw (1/4"—20 x 1 3/16")	



Parts Not Shown:
118B1361 Gasket
412A6511 This is the 412-2531 Less Wheel and Screw

MODEL 425D SHOWN

MODEL	FINISH (Enamel)	DISTANCE BETWEEN CENTERS	TANK CAPACITY (In Pints)	DIMENSION (Folded — In Inches)		
				Height	Width	Depth
425	Forest Green All Models	9	2½	4¾	17½	12
425B		9	2½	4¾	17½	12
425C		9	2½	4¾	17½	12
425D		9	2	4¾	18	11½

PARTS LIST

425, 425B, 425C

425D COMPACT, ECONOMY

INSTANT LIGHTING GASOLINE


CAMP STOVE (TWO BURNER)

COLEMAN STOVES

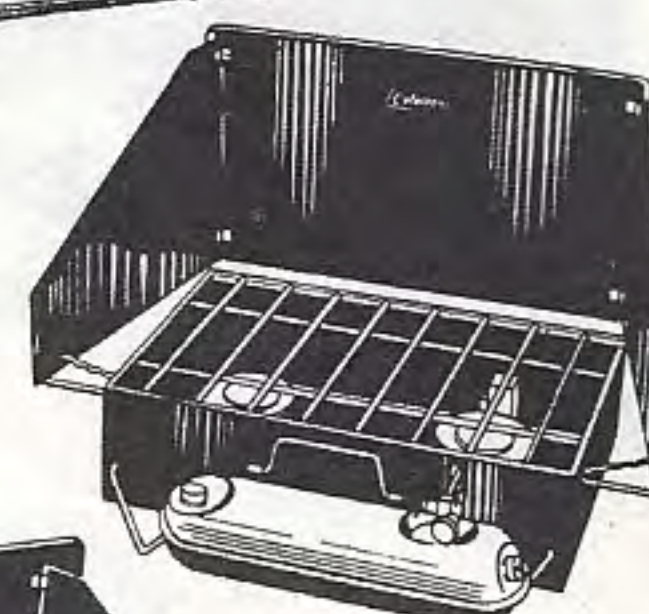


Model 425

STOVES



Model 425B



Model 425C



Model 425D

PART NO. DESCRIPTION

USED ON

8B119	Enamel, Forest Green, Pressurized Spray for casing	
8B147	Lacquer, Red, Pressurized Spray for Tank	
118B1361	Filler Cap Gasket — Used only with obsolete 220B1401	
200- 533	Air Stem Ass'y.....	425B, 425C, 425D
200A5201	Pump Plunger Ass'y	425B, 425C, 425D
216-5091	Pump Cup	
216-6201	Valve Stem Packing	
220-6361	Filler Cap Gasket and Disc Assembly	
220C1401	Filler Cap Complete	
242B5381	Check Valve	
252-524	Air Stem.....	425
412-2071	Valve Body — Use 412-6561	
412-2181	Gas Tip (Marked AK)	
412-2191	Generator Coil	
412-249	Valve Wheel	
412-2511	Needle Assembly	
412-2531	Valve Stem Assembly	
412-3531	Lighter Stem	
412-5621	Generator	
412-6401	Block and Needle Assembly	
412-6551	Valve — Replaced by 412-6561	
412-6561	Valve with Stem Ass'y	

PART NO. DESCRIPTION

USED ON

412-6601	Valve and Generator Complete	
412A6511	Stem Assembly	
413C3021	Master Burner Bowl	
413C3061	Auxiliary Burner Bowl	
413C3461	Aux. Burner Cap and Fillers	
415D5201	Pump Plunger Assembly.....	425
415E3261	Master Burner Body	
417B4341	Grate.....	425-, 425B, 425C
425-175	Self-Tapping Screw (#4—40 x 7/16")	
425-3451	Master Burner Cap and Filler.....	425D
425-3601	Auxiliary Burner Body with Valve	
425-4051	Leg.....	425-, 425B, 425C
425-5561	Grate	
425-6461	Tube Assembly (Fuel and Air)	
425A3191	Manifold Pipe.....	425-, 425B, 425C
425A4051	Leg.....	425C
425B1651	Tank Complete — Less Valve and Generator	
425D4051	Leg.....	425D
425D4341	Grate — Replaced by 425-5561.....	425D
426A3231	Manifold Pipe.....	425D
530A5071	Pump Cap Clip	
1059D1004	Machine Screw (#10—32 x 1/4" Rd. Hd.)	
1062-1613	Machine Screw (1/4"—20 x 1 3/16")	

PARTS LIST

425E

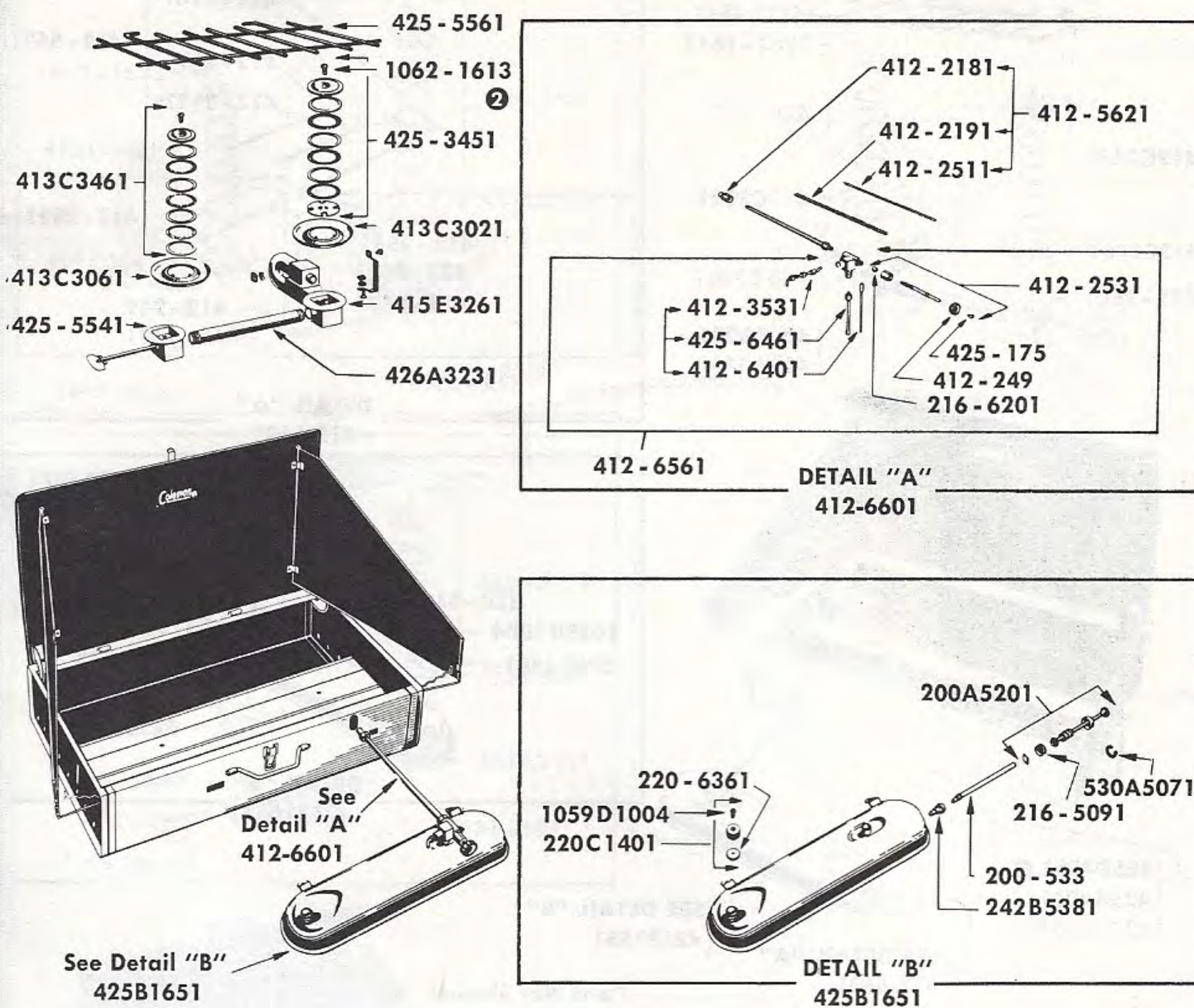
COMPACT, ECONOMY
INSTANT LIGHTING GASOLINE
CAMP STOVE (TWO BURNER)

COLEMAN STOVES

STOVES



Model 425E



MODEL 425E SHOWN

MODEL	FINISH (Enamel)	DISTANCE BETWEEN CENTERS	TANK CAPACITY (In Pints)	DIMENSION (Folded — In Inches)		
				Height	Width	Depth
425E	Forest Green	9 $\frac{5}{16}$ "	2	4 $\frac{7}{8}$ "	18"	11 $\frac{1}{2}$ "

PART NO.	DESCRIPTION	USED ON	PART NO.	DESCRIPTION	USED ON
8B119	Enamel, Pressurized Spray, Forest Green		412-6561	Valve with Stem	
200-533	Air Stem Assembly		412-6601	Valve and Generator	
200A5201	Pump Plunger Assembly		413C3461	Auxiliary Burner Cap and Fillers	
216-5091	Pump Cup		413C3021	Master Burner Bowl	
216-6201	Valve Stem Packing		413C3061	Auxiliary Burner Bowl	
220-6361	Filler Cap Gasket and Disc Ass'y		415E3261	Master Burner Body	
220C1401	Filler Cap Complete		425-175	Self-Tapping Screw	
242B5381	Check Valve		425-3451	Master Burner Cap and Fillers	
412-2181	Gas Tip, Marked AK		425-5541	Auxiliary Burner	
412-2191	Generator Coil		425-5561	Grate	
412-249	Valve Wheel Complete		425-6461	Tube Assembly (Fuel and Air)	
412-2511	Needle Assembly		425B1651	Tank Complete	
412-2531	Stem Assembly		426A3231	Manifold Pipe	
412-3531	Lighter Stem		530A5071	Pump Cap Clip	
412-5621	Generator		1059D1004	Screw (Filler Cap)	
412-6401	Block and Needle Assembly		1062-1613	Screw (Burner)	


PARTS LIST

442, 442A

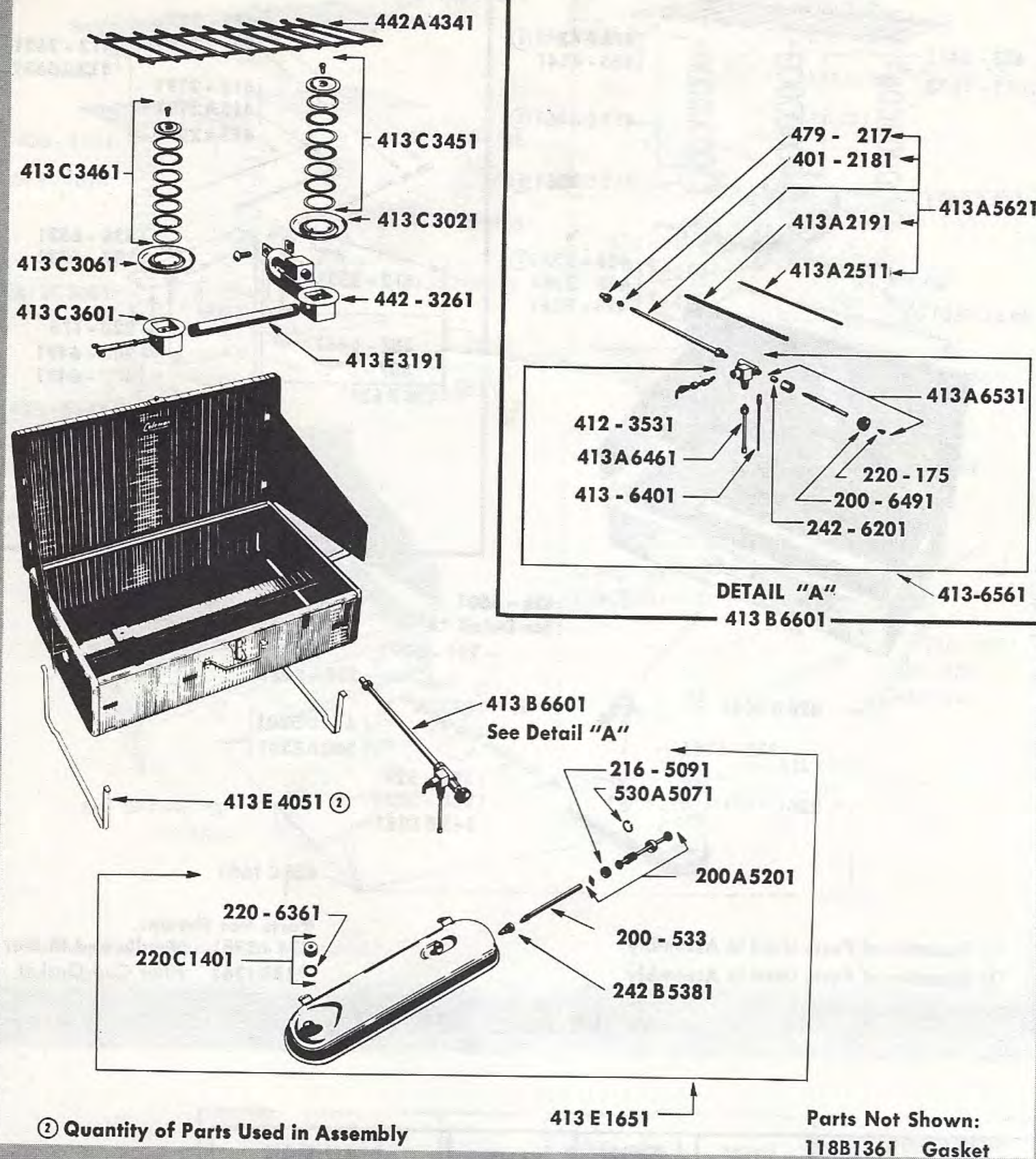
INSTANT LIGHTING GASOLINE
ALUMINUM CAMP STOVE
(TWO BURNER)

COLEMAN STOVES

STOVES



Model 442, 442A
(Discontinued)



MODEL 442A SHOWN

MODEL	BURNERS	DISTANCE BETWEEN CENTERS	TANK CAPACITY	DIMENSION (Folded — in Inches)		
				Height	Width	Depth
442 442A	2	11"	3½ Pints	5¼	22 1/16	13 3/8

PART NO.	DESCRIPTION	USED ON	PART NO.	DESCRIPTION	USED ON
8B147	Red Lacquer — Pressurized Spray.....Tank		413A2511	Needle Ass'y	
118B1361	Filler Cap Gasket — Used only with obsolete 220B1401		413A5621	Generator	
200 - 533	Air Stem		413A6461	Tube Ass'y (Fuel and Air)	
200 - 6491	Valve Wheel		413A6531	Stem Ass'y	
200A5201	Pump Plunger Ass'y		413B6601	Valve and Generator Complete	
216 - 5091	Pump Cup		413C3021	Master Burner Bowl	
220 - 175	Self-Tapping Screw (#4—40 x 5/16")		413C3061	Auxiliary Burner Bowl	
220 - 6361	Filler Cap Gasket and Disc. Ass'y		413C3451	Master Burner Cap and Fillers	
220 C1401	Filler Cap Complete		413C3461	Auxiliary Burner Cap and Fillers	
242 - 6201	Valve Stem Packing		413C3601	Valve Stem (Aux. — Br. Body with Valve)	
242B5381	Check Valve		413E1651	Tank (Less Generator and Valve)	
401 - 2181	Gas Tip (Marked "B")		413E3191	Manifold Pipe	
412 - 3531	Lighter Stem		413E4051	Leg	
413 - 6401	Block and Needle Ass'y		*442 - 3261	Master Burner Body	
413 - 6561	Valve with Stem Ass'y		442A4341	Grate	
413A2191	Generator Coil		479 - 217	Tip Protector	
			530A5071	Pump Cap Clip	

*The 442A3261 may be used on this stove but must be used with 425-3451 Filler cap.


PARTS LIST

426, 426A, 426B 426C

INSTANT LIGHTING GASOLINE CAMP STOVE (THREE BURNER)

COLEMAN STOVES

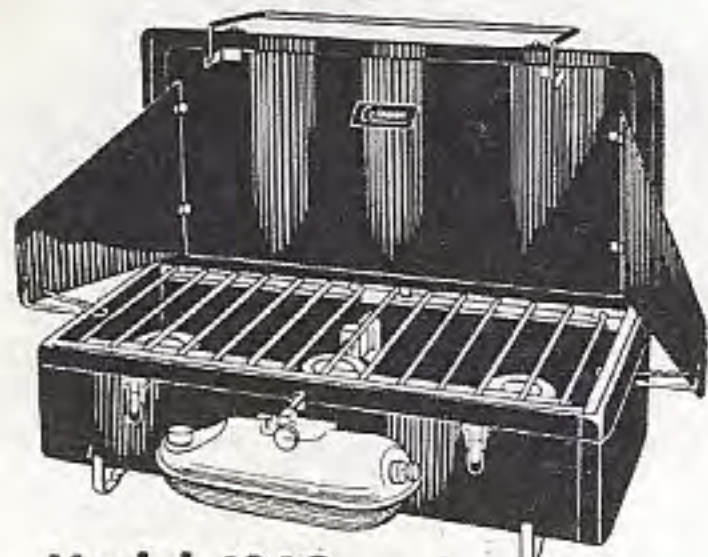
STOVES



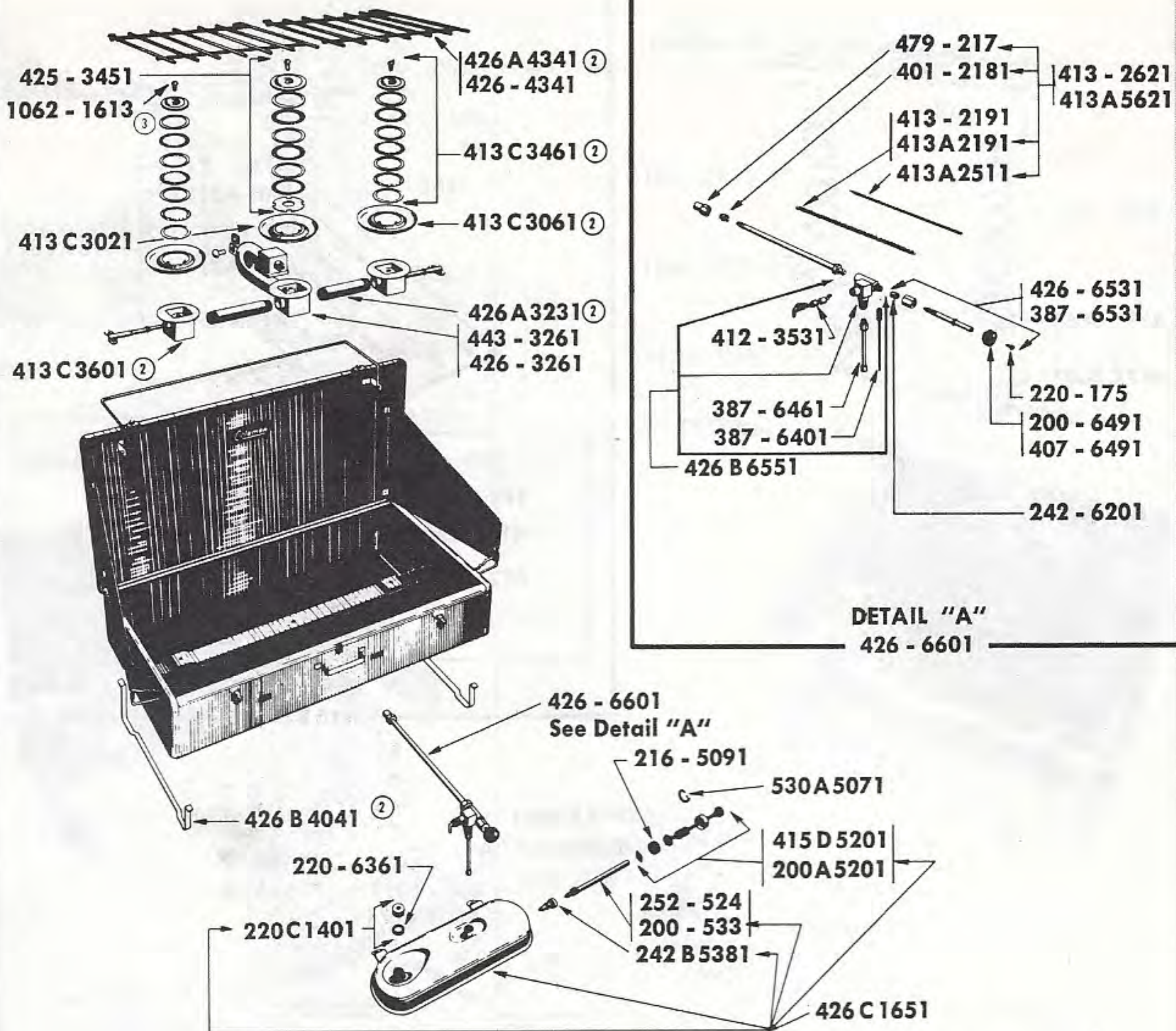
Model 426, 426A



Model 426B



Model 426C



② Quantity of Parts Used in Assembly
③ Quantity of Parts Used in Assembly

Parts Not Shown:
471 - 2381 Needle and Holder
118B1361 Filler Cap Gasket

MODEL 426C SHOWN

MODEL	FINISH (Enamel)	BURNERS	DISTANCE BETWEEN CENTERS	TANK CAPACITY (In Pints)	DIMENSION (Folded — In Inches)		
					Height	Width	Depth
426	FOREST GREEN ALL MODELS	3	9 1/4"	3 1/2	6 1/2	28 5/8	14
426A		3	9 1/4"	3 1/2	6 1/2	28 5/8	14
426B		3	9 1/4"	3 1/2	6 1/2	28 5/8	14
426C		3	9 1/4"	3 1/2	6 1/2	28 5/8	14

(All Models Discontinued)

PART NO. DESCRIPTION

USED ON

PART NO. DESCRIPTION

USED ON

8B119 Forest Green Enamel — Pressurized Spray
8B147 Red Lacquer — Pressurized Spray.....Tank
118B1361 Filler Cap Gasket — Used only with 220B1401
200 - 533 Air Stem.....426B, 426C
200 - 6491 Valve Wheel.....426B, 426C
200A5201 Pump Plunger Ass'y.....426B, 426C
216 - 5091 Pump Cup
220 - 175 Self-Tapping Screw (#4—40 x 5/16")
220 - 6361 Filler Cap Gasket and Disc Ass'y
220C1401 Filler Cap Complete
242 - 6201 Valve Stem Packing
242B5381 Check Valve
252 - 524 Air Stem.....426, 426A
387 - 6401 Block and Needle Ass'y
387 - 6461 Tube Ass'y (Fuel and Air)
387 - 6531 Stem Ass'y.....426, 426A
401 - 2181 Gas Tip (Marked "B")
407 - 6491 Valve Wheel.....426, 426A
412 - 3531 Tip Cleaner Stem
413 - 2071 Valve Body — Use 426B6551.....426, 426A
413 - 2191 Generator Coil.....426, 426A
413 - 2621 Generator.....426, 426A
413A207 Valve Body — Use 426B6551.....426B, 426C
413A2191 Generator Coil.....426B, 426C

413A2511 Needle Ass'y.....426B, 426C
413A5621 Generator.....426B, 426C
413C3021 Master Burner Bowl
413C3061 Auxiliary Burner Bowl
413C3461 Aux. Burner Cap and Fillers
413C3601 Valve Stem (Aux. — Br. Body with Valve)
415D5201 Pump Plunger Ass'y.....426, 426A
425 - 3451 Master Burner Cap and Fillers
426 - 3261 Master Burner Body.....426, 426A
426 - 4341 Grate.....426
426 - 6531 Valve Stem Ass'y.....426B, 426C
426 - 6601 Valve and Generator Complete
426A3231 Manifold Pipe
426A4041 Leg — Replaced by 426B4041.....426A, 426B
426A4341 Grate
426B4041 Leg.....426B, 426C
426B6551 Valve (Less Generator and Valve Stem)....426B, 426C
426C1651 Tank (Less Generator and Valve)
443 - 3261 Master Burner Body.....426B, 426C
471 - 2381 Needle and Holder.....426, 426A
479 - 217 Tip Protector
530A5071 Pump Cap Clip
1062 - 1613 Screw (1/4—20 x 1 3/16" Brass Truss Head)


PARTS LIST

426D

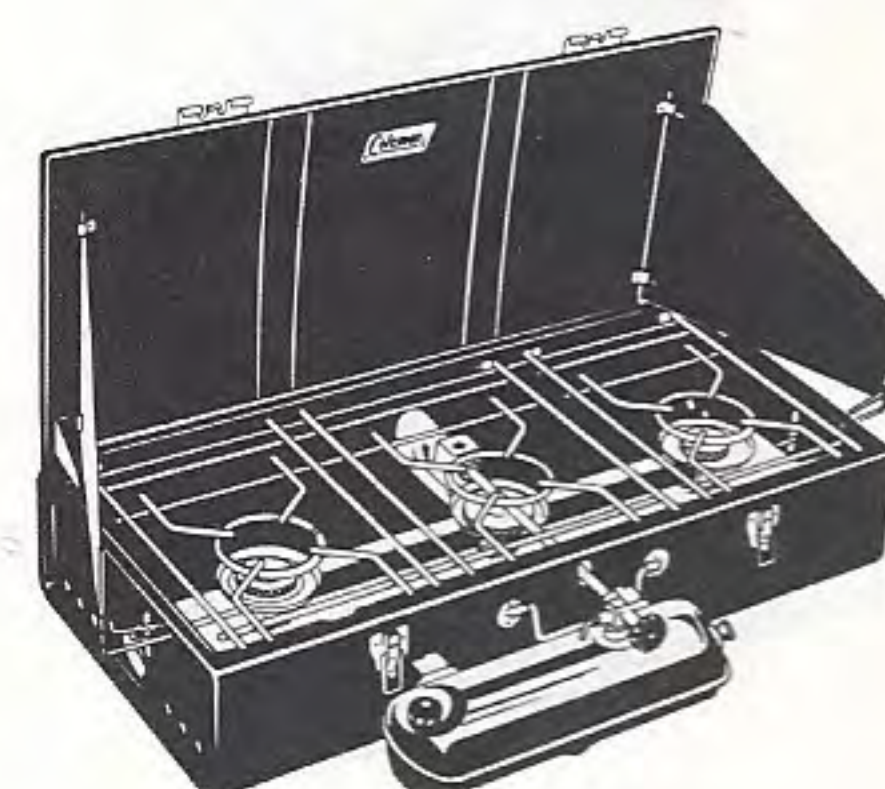
INSTANT LIGHTING GASOLINE
CAMP STOVE (THREE BURNER)

COLEMAN STOVES

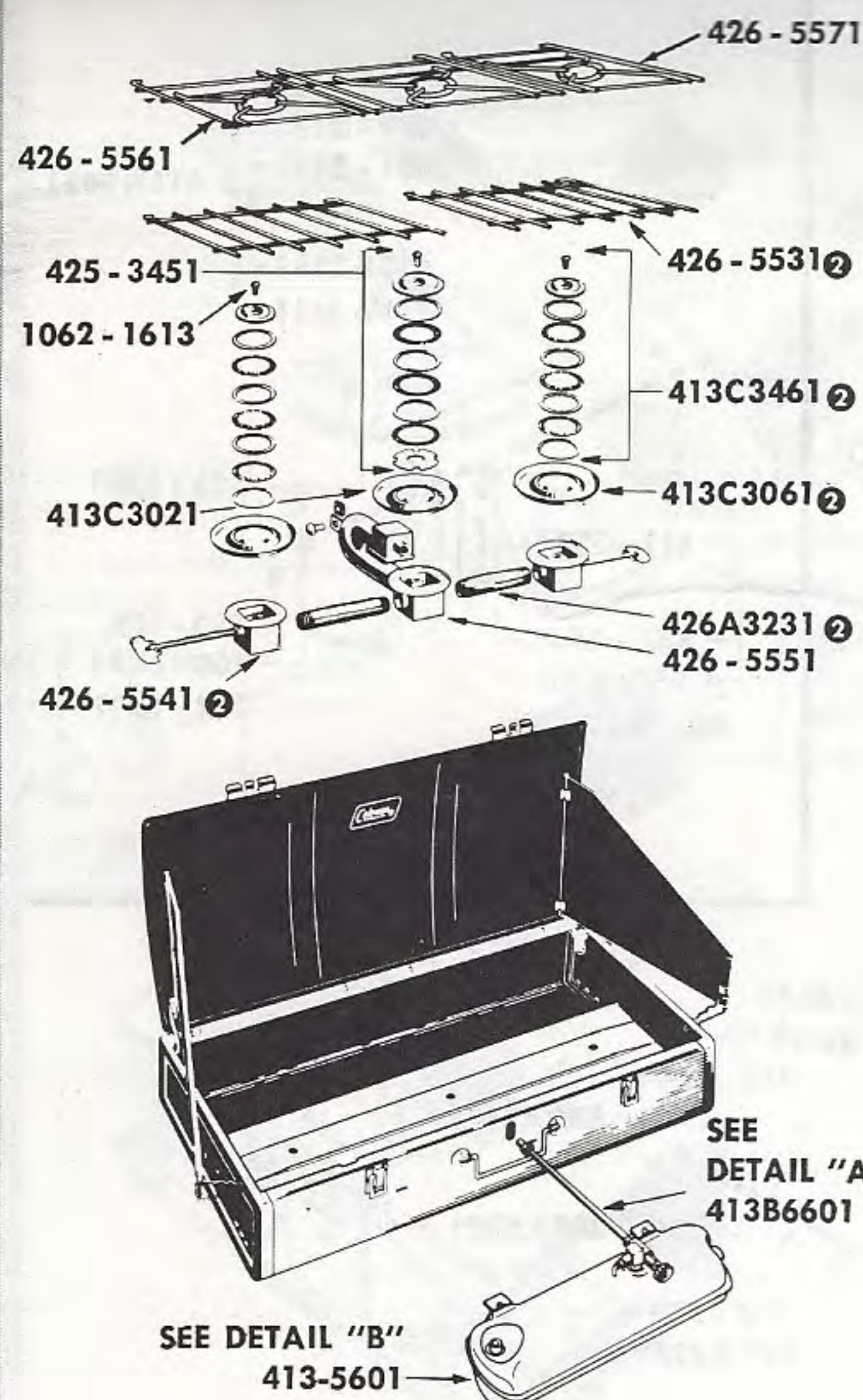
STOVES



1966
Model 426D

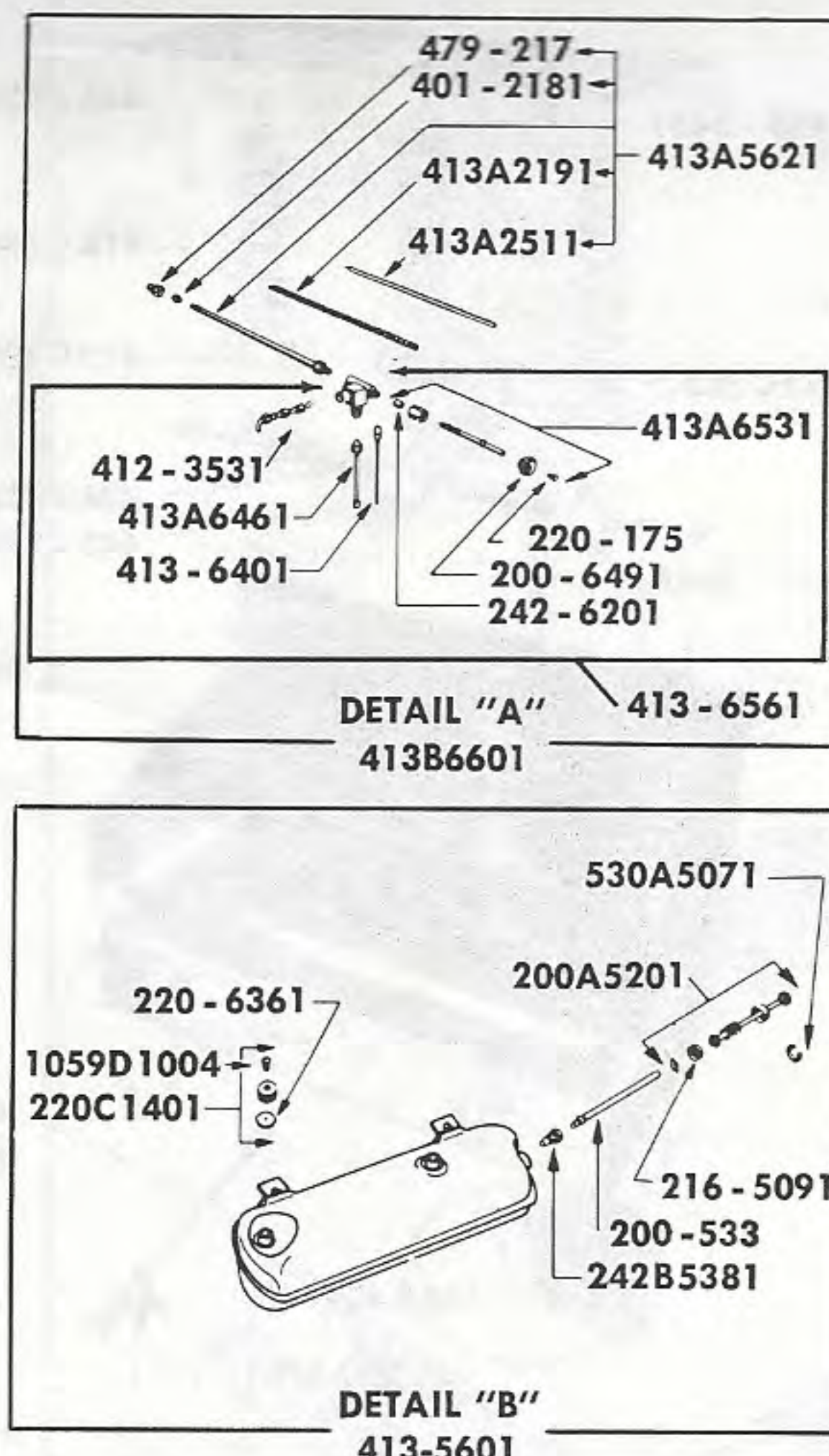


1967
Model 426D



② Quantity of Parts Used in Assembly

MODEL 426D SHOWN



MODEL	FINISH (Enamel)	BURNERS	DISTANCE BETWEEN CENTERS	TANK CAPACITY (In Pints)	DIMENSION (Folded — In Inches)		
					Height	Length	Width
426D	Green	3	9 5/16"	3	6 1/4	28 1/2	13 3/4

PART NO.	DESCRIPTION	USED ON	PART NO.	DESCRIPTION	USED ON
8B119	Forest Green Enamel — Pressurized Spray		413A6531	Stem Assembly	
8B147	Red Lacquer — Pressurized Spray for Tank		413B6601	Valve and Generator Complete	
200 - 533	Air Stem		413C3021	Master Burner Bowl	
200 - 6491	Valve Wheel		413C3061	Auxiliary Burner Bowl	
200A5201	Pump Plunger Assembly		413C3461	Auxiliary Burner Cap and Fillers	
216 - 5091	Pump Cup		413C6551	Valve — Replaced by 413-6561	
220 - 175	Self-Tapping Screw (#4—40 x 5/16")		425 - 3451	Master Burner Cap and Fillers	
220 - 6361	Filler Cap Gasket and Disc Ass'y		426 - 5531	Grate — Not Interchangeable with 426-5561 and 426-5571	
220C1401	Filler Cap		426 - 5541	Auxiliary Burner Body with Valve	
242 - 6201	Valve Stem Packing		426 - 5551	Master Burner Body	
242B5381	Check Valve		426 - 5561	Grate, Left — Not Interchangeable with 426-5531	
401 - 2181	Gas Tip (Marked "B")		426 - 5571	Grate, Right — Not Interchangeable with 426-5531	
412 - 3531	Lighter Stem		426A3231	Manifold Pipe	
413 - 5601	Tank Complete		479 - 217	Tip Protector	
413 - 6401	Block and Needle Assembly		530A5071	Pump Cap Clip	
413 - 6561	Valve with Stem Ass'y (Less Generator)		1059D1004	Screw (#10—32 x 1/4" Rd. Hd.)	
413A2191	Generator Coil		1062 - 1613	Machine Screw (1/4"—20 x 1 3/16", Tr. Hd. Sltd.)	
413A2511	Needle Assembly				
413A5621	Generator				
413A6461	Tube Assembly (Fuel and Air)				

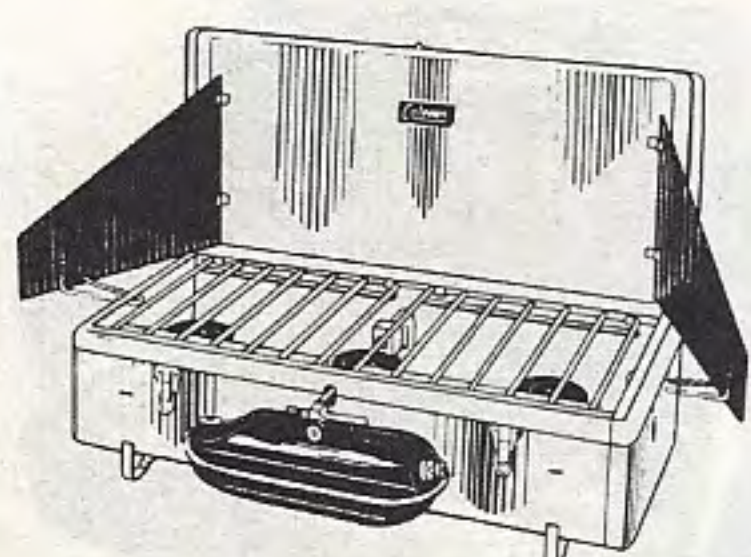
PARTS LIST

443

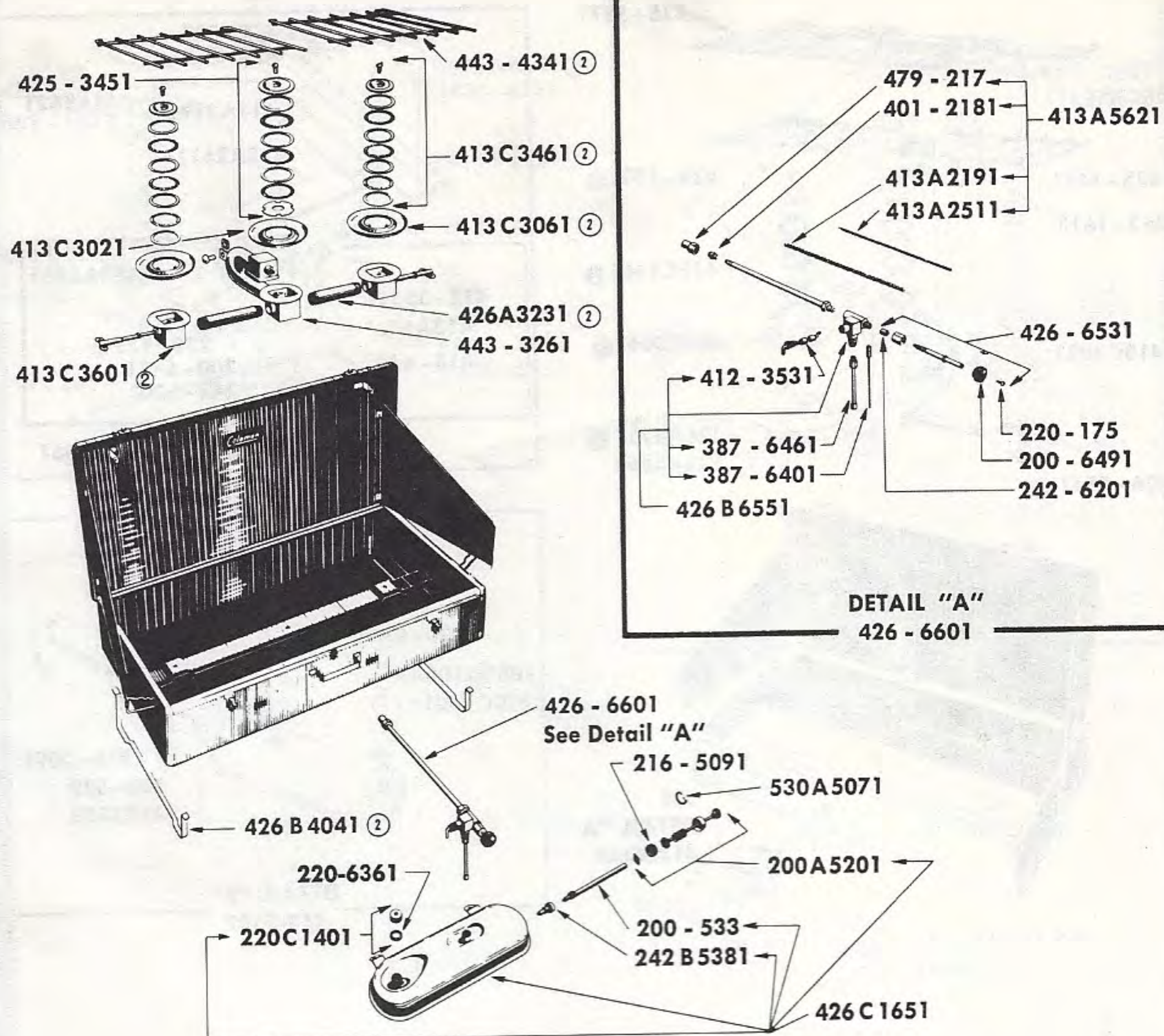
INSTANT LIGHTING GASOLINE
ALUMINUM STOVE
(THREE BURNER)

COLEMAN STOVES

STOVES



Model 443
(Discontinued)



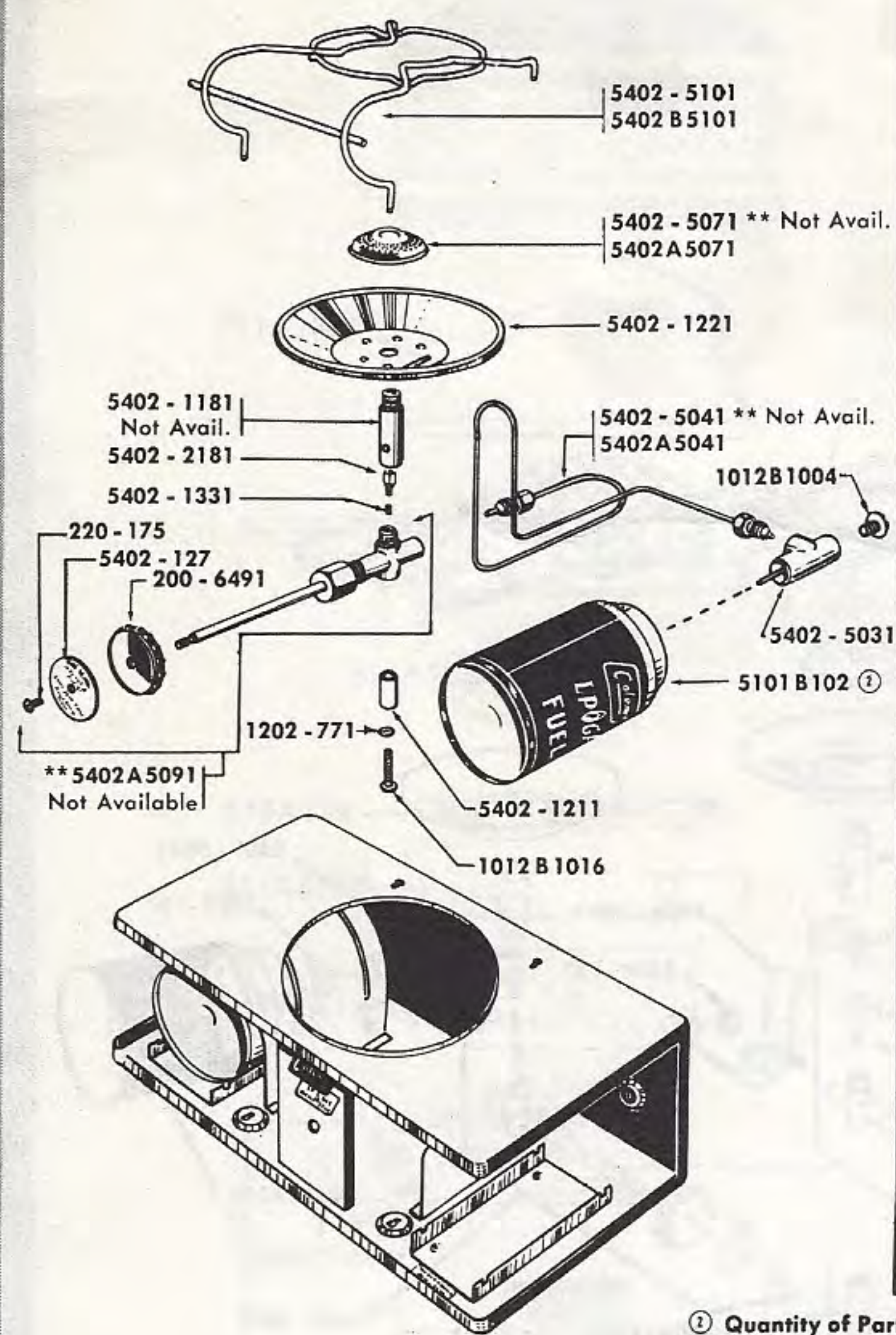
② Quantity of Parts Used in Assembly

Parts Not Shown:
118 B 1361 Filler Cap Gasket

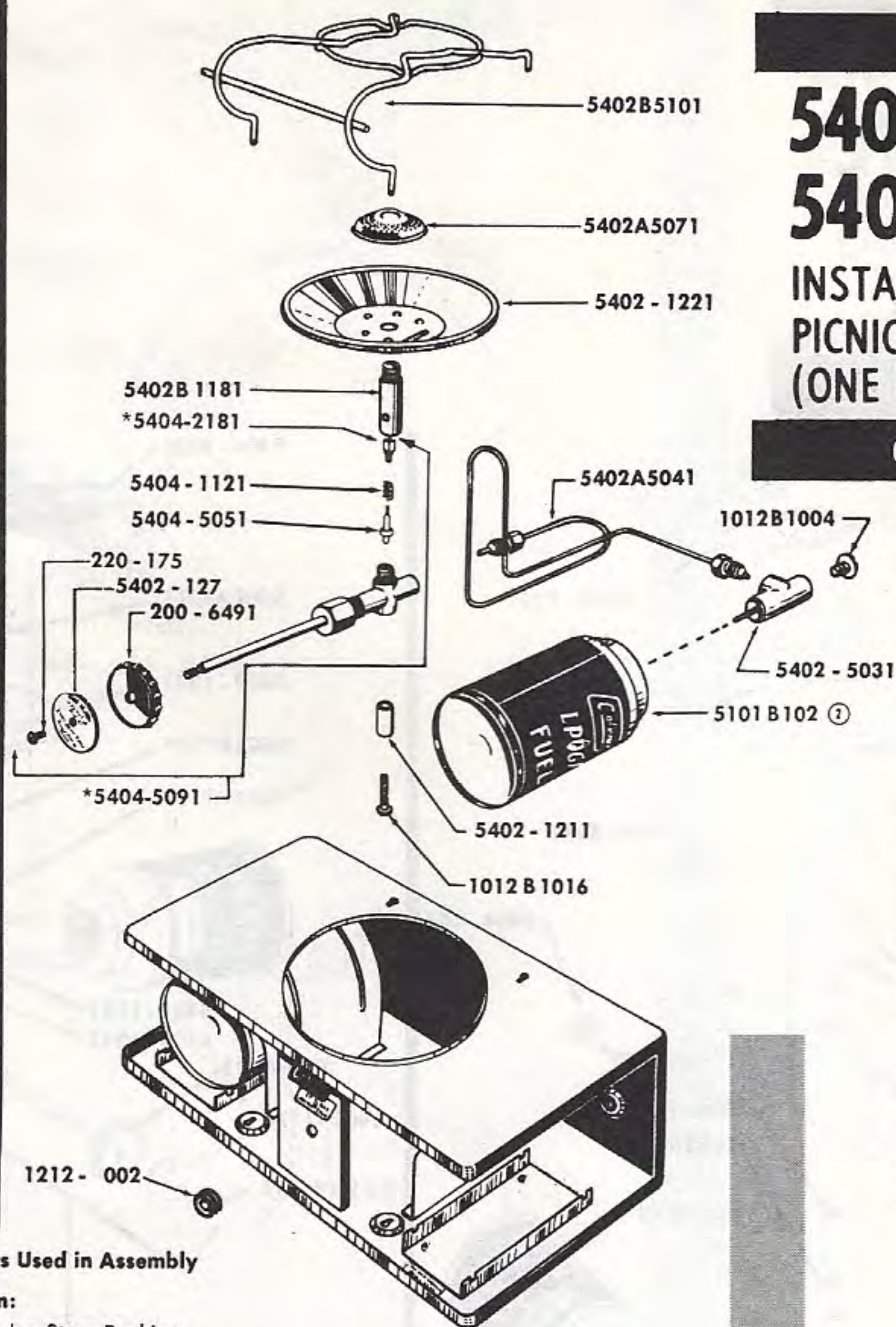
MODEL 443 SHOWN

MODEL	BURNERS	DISTANCE BETWEEN CENTERS	TANK CAPACITY (In Pints)	DIMENSION (Folded — in Inches)		
				Height	Width	Depth
443	3	9 1/4"	3 1/2	6 1/2	28 5/8	14

PART NO.	DESCRIPTION	USED ON	PART NO.	DESCRIPTION	USED ON
8 B 147	Red Lacquer — Pressurized Spray (Tank)		413 A 2511	Needle Ass'y	
118 B 1361	Filler Cap Gasket — Used only with obsolete 220 B 1401		413 A 5621	Generator	
200 - 533	Air Stem		413 C 3021	Master Burner Bowl	
200 - 6491	Valve Wheel		413 C 3061	Aux. Burner Bowl	
200 A 5201	Pump Plunger Ass'y		413 C 3461	Aux. Burner Cap and Fillers	
216 - 5091	Pump Cup		413 C 3601	Valve Stem (Aux. — Br. Body with Valve)	
220 - 175	Self-Tapping Screw (#4—40 x 5/16")		425 - 3451	Master Burner Cap and Fillers	
220 - 6361	Filler Cap Gasket and Disc Assembly		426 - 6531	Stem Ass'y	
220 C 1401	Filler Cap Complete		426 - 6601	Valve and Generator Complete	
242 - 6201	Valve Stem Packing		426 A 3231	Manifold Pipe	
242 B 5381	Check Valve		426 B 4041	Leg	
387 - 6401	Block and Needle Ass'y		426 B 6551	Valve (Less Generator and Valve Stem)	
387 - 6461	Tube Ass'y (Fuel and Air)		426 C 1651	Tank (Less Generator and Valve)	
401 - 2181	Gas Tip (Marked "B")		443 - 3261	Master Burner Body	
412 - 3531	Lighter Stem		443 - 4341	Grate	
413 A 2191	Generator Coil		479 - 217	Tip Protector	
			530 A 5071	Pump Cap Clip	



MODEL 5402A SHOWN



MODEL 5402B SHOWN

② Quantity of Parts Used in Assembly

Parts Not Shown:
5404-6201 Valve Stem Packing


PARTS LIST

5402, 5402A, 5402B

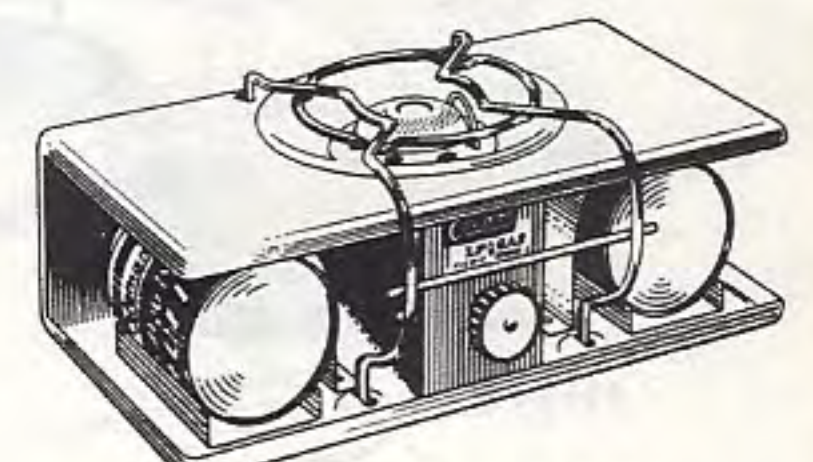
INSTANT LIGHTING LP-GAS
PICNIC STOVE
(ONE BURNER)

COLEMAN STOVES

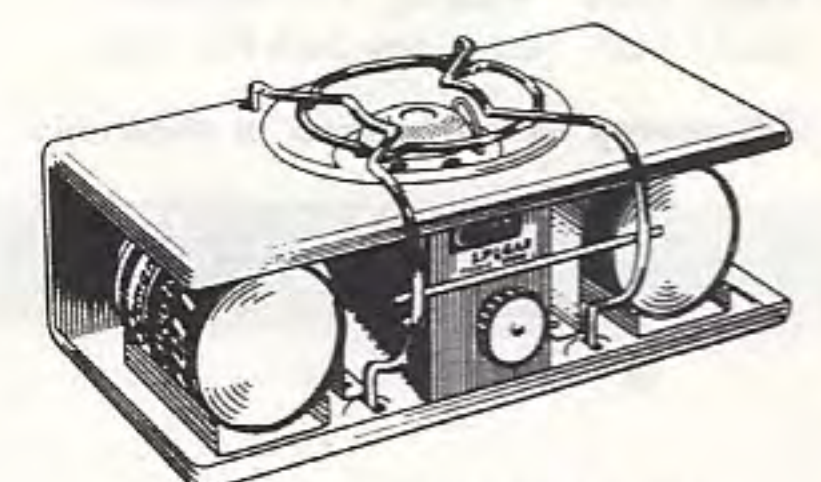
STOVES



Model 5402 (Green)
(Discontinued)



Model 5402A (Pink)
(Discontinued)



Model 5402B (Pink)
(Discontinued)

MODEL	FINISH (Enamel)	DIMENSIONS			PACKAGED
		Height	Width	Depth	
5402-	Forest Green	5"	12"	7"	1 per carton with 2 fuel cartridges
5402A	Patio Pink	5"	12"	7"	
5402B	Patio Pink	5"	12"	7"	

PART NO. DESCRIPTION

USED ON

PART NO. DESCRIPTION

USED ON

8B119	Forest Green Enamel — Pressurized Spray.	5402
8B150	Patio Pink Enamel — Pressurized Spray.	5402A, 5402B
118B6201	Packing — Replaced by 5404-6201	
200-6491	Valve Wheel.....	All Stoves
220-175	Self-Tapping Screw (#4—40 x 5/16").....	All Stoves
1012B1004	Screw (Supply Connector) (#10—24 x 1/4" Tr. Hd.).....	All Stoves
1012B1016	Screw (#10—24 x 1" Tr. Hd.).....	All Stoves
1202-771	Lock Washer (#10 — Medium).....	5402
1212-002	Grommet.....	All Stoves
5101B102	LP-Gas Cartridge.....	All Stoves
**5402-1181	Mixing Tube — Not Available.....	5402, 5402A
5402-1211	Spacer.....	All Stoves
5402-1221	Burner Bowl.....	All Stoves
5402-127	Direction Disc.....	All Stoves
5402-1331	Filter.....	5402, 5402A

5402-2181	Gas Tip (Marked "TH").....	5402, 5402A
5402-5031	Supply Connector.....	All Stoves
*5402-5041	Vaporizer Tube — Not Available.....	5402
*5402-5071	Burner — Not Available, see note below..	5402
5402-5101	Grate.....	5402
*5402A5041	Vaporizer Tube.....	*5402A, 5402B
*5402A5071	Burner.....	*5402A, 5402B
**5402A5091	Valve Complete — Not Available	
**5402B1181	Mixing Tube.....	**5402B
5402B5101	Grate.....	5402A, 5402B
5402B5091	Valve — Replaced by 5404-5091.....	5402B
5404-1121	Tip Cleaner Spring.....	5402B
5404-2181	Gas Tip.....	5402B
5404-5051	Needle and Holder.....	5402B
**5404-5091	Valve Complete.....	**5402B
5404-6201	Valve Stem Packing.....	All Stoves

*The 5402A5041 Vaporizer Tube and 5402A5071 Burner USED TOGETHER are interchangeable with the 5402-5041 Vaporizer Tube and 5402-5071 Burner.

**The 5404-5091 Valve and 5402B1181 Mixing Tube USED TOGETHER are interchangeable with the 5402A5091 Valve and 5402-1181 Mixing Tube. This gives automatic tip cleaner operation.

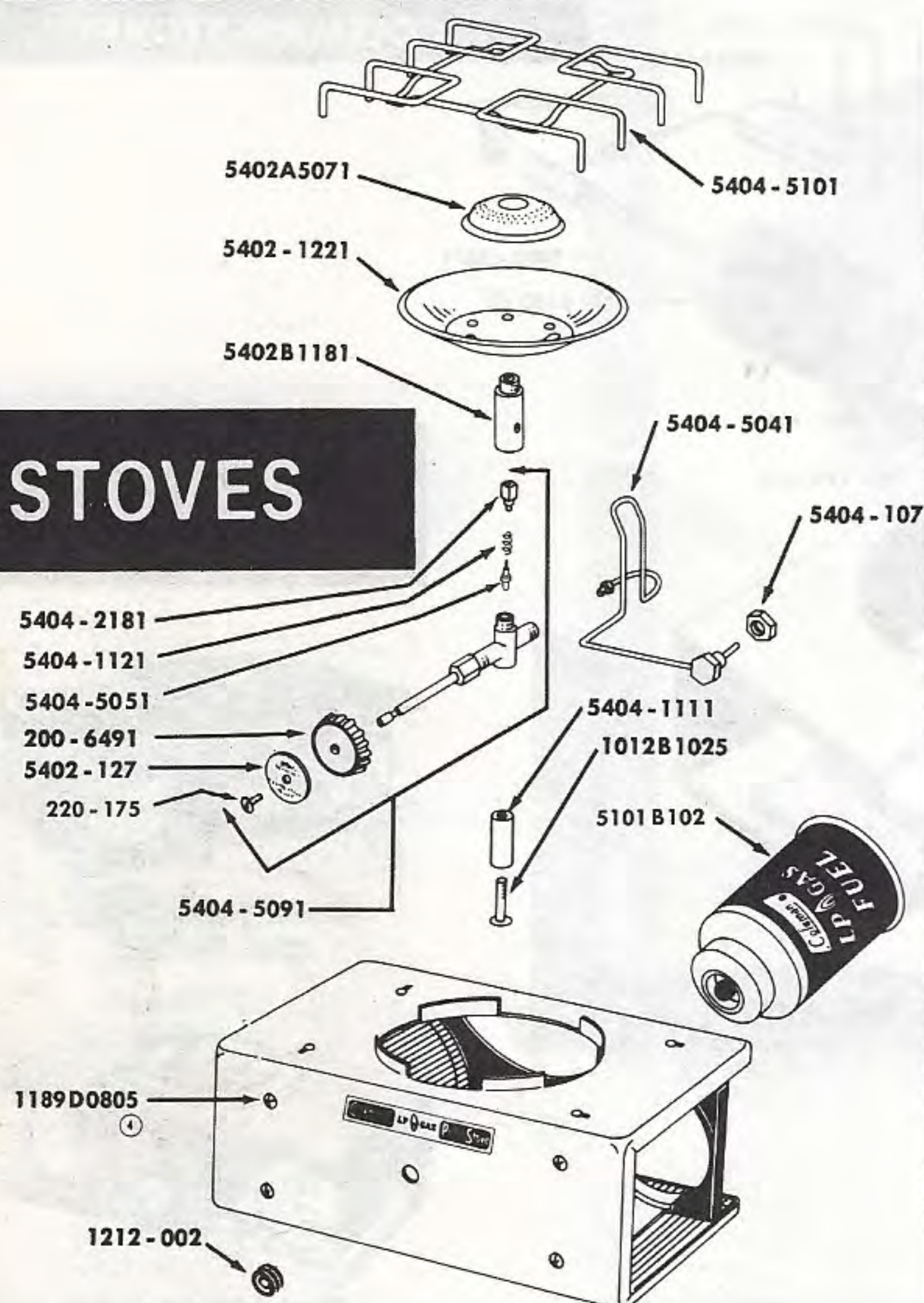
PARTS LIST

5404 & 5409

LP-GAS ALUMINUM
PICNIC STOVES
ONE AND TWO BURNER

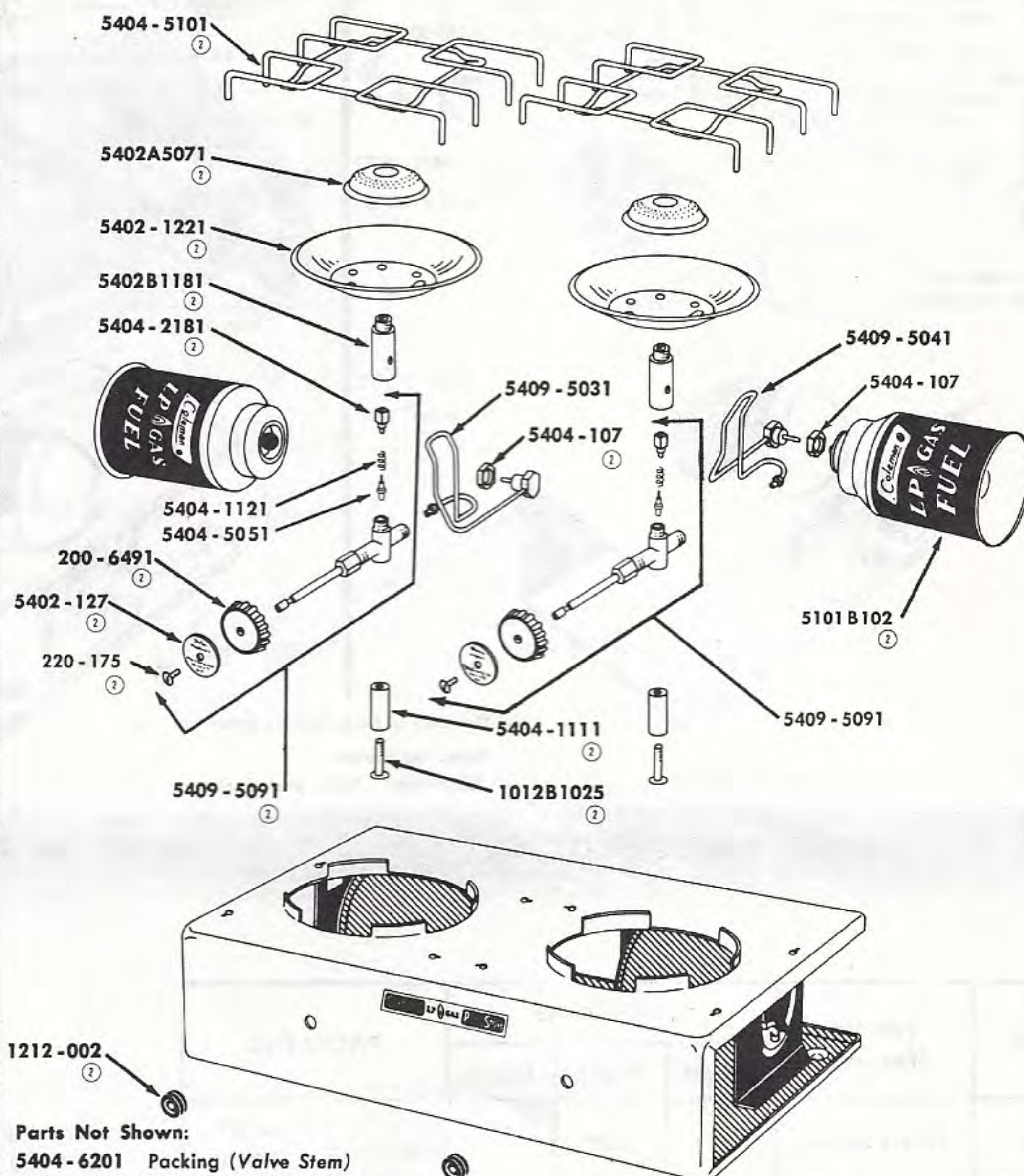
COLEMAN STOVES

STOVES



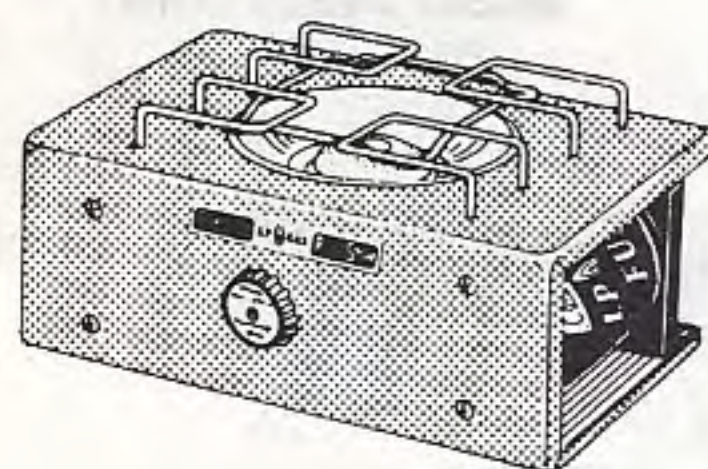
Parts Not Shown:
5404-6201 Packing (Valve Stem)
5404B1061 Cartridge Lock Package
① Quantity of Parts Used in Assembly

MODEL 5404

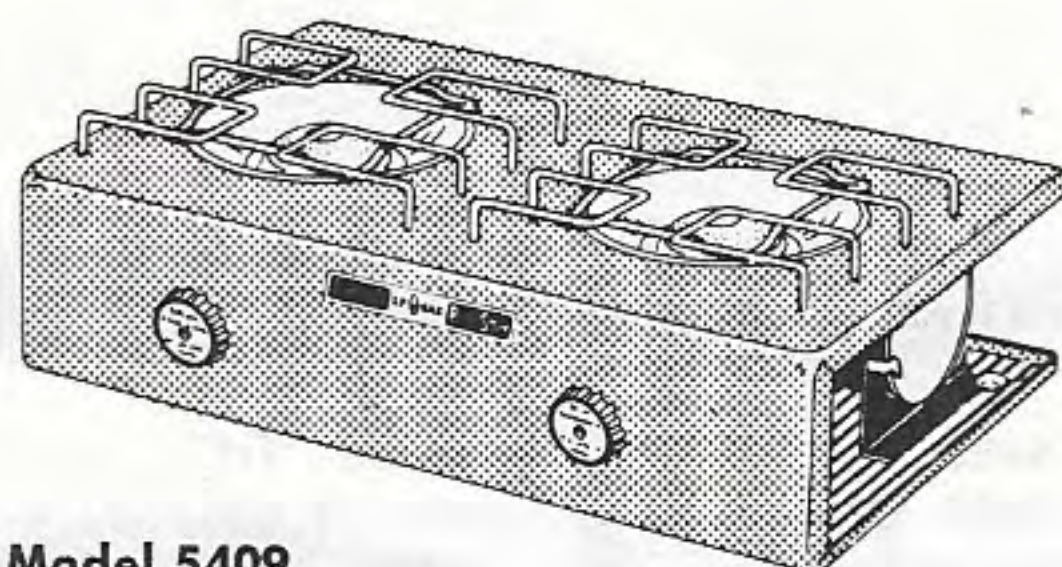


Parts Not Shown:
5404-6201 Packing (Valve Stem)
5404B1061 Cartridge Lock Package
② Quantity of Parts Used in Assembly

MODEL 5409



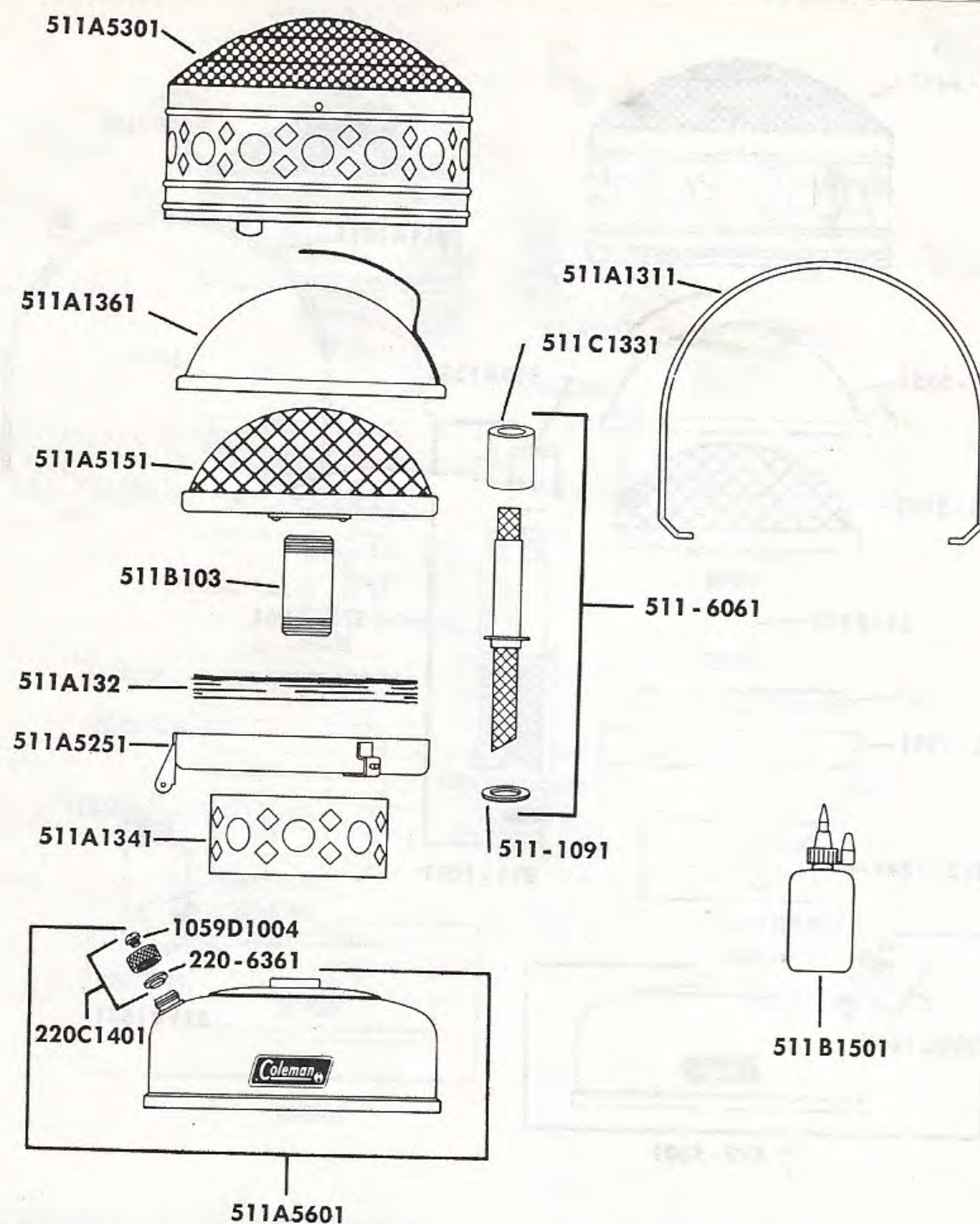
Model 5404



Model 5409

MODEL	FINISH	OVERALL DIMENSIONS		
		Height	Length	Width
5404	Aluminum	5½"	12"	8"
5409	Aluminum	5½"	18"	10½"

PART NO.	DESCRIPTION	USED ON	PART NO.	DESCRIPTION	USED ON
200-6491	Valve Wheel		5404-1121	Tip Cleaner Spring	
220-175	Self-Tapping Screw (#4-40 x 5/16")		5404-2181	Gas Tip	
1012B1025	Screw (#10-24 x 1 9/16")		5404-5041	Vaporizer.....	5404
1189D0805	Screw (#6-32 x 5/16").....	5404	5404-5051	Needle and Holder.....	5404, 5409
1212-002	Grommet		5404-5091	Valve Complete.....	5404
5101B102	LP-Gas Fuel Cartridge		5404-5101	Grate	
5402-1221	Burner Bowl		5404-6201	Valve Stem Packing.....	5404, 5409
5402-127	Direction Disc		5404B1061	Cartridge Lock Package.....	5404, 5409
5402A5071	Burner Ass'y		5409-5031	Vaporizer, Left.....	5409
5402B1181	Mixing Tube		5409-5041	Vaporizer, Right.....	5409
5404-107	Vaporizer Nut		5409-5091	Valve Complete.....	5409
5404-1111	Spacer				




PARTS LIST

511A700

CATALYTIC HEATER

COLEMAN HEATERS

CATALYTIC HEATERS



Model 511A700

MODEL NO.	BURNER	BTU CAPACITY	DIMENSIONS		
			Diameter	Height	Tank Capacity
511A700	Low Temperature Platinum Catalyst	5,000	9 3/4"	12"	3 Quarts

PART NO. DESCRIPTION

USED ON

PART NO. DESCRIPTION

USED ON

220-6361 Filler Cap Gasket and Disc Ass'y
 220C1401 Filler Cap Complete
 511-1091 Wick Gasket
 511-6061 Wick Ass'y Package
 511A1311 Handle
 511A132 Pan Insulation
 511A1341 Collar
 511A1361 Snuffer
 511A5061 Wick Ass'y — Replaced by 511-6061

511A5151 Head Ass'y
 511A5251 Pan Ass'y
 511A5301 Canopy Ass'y
 511A5601 Fount
 511B103 Support Tube
 511B1501 Starter Squeeze Bottle
 511C1331 Filter
 1059D1004 Filler Cap Screw (#10-32 x 1/4")

PARTS LIST

512-700

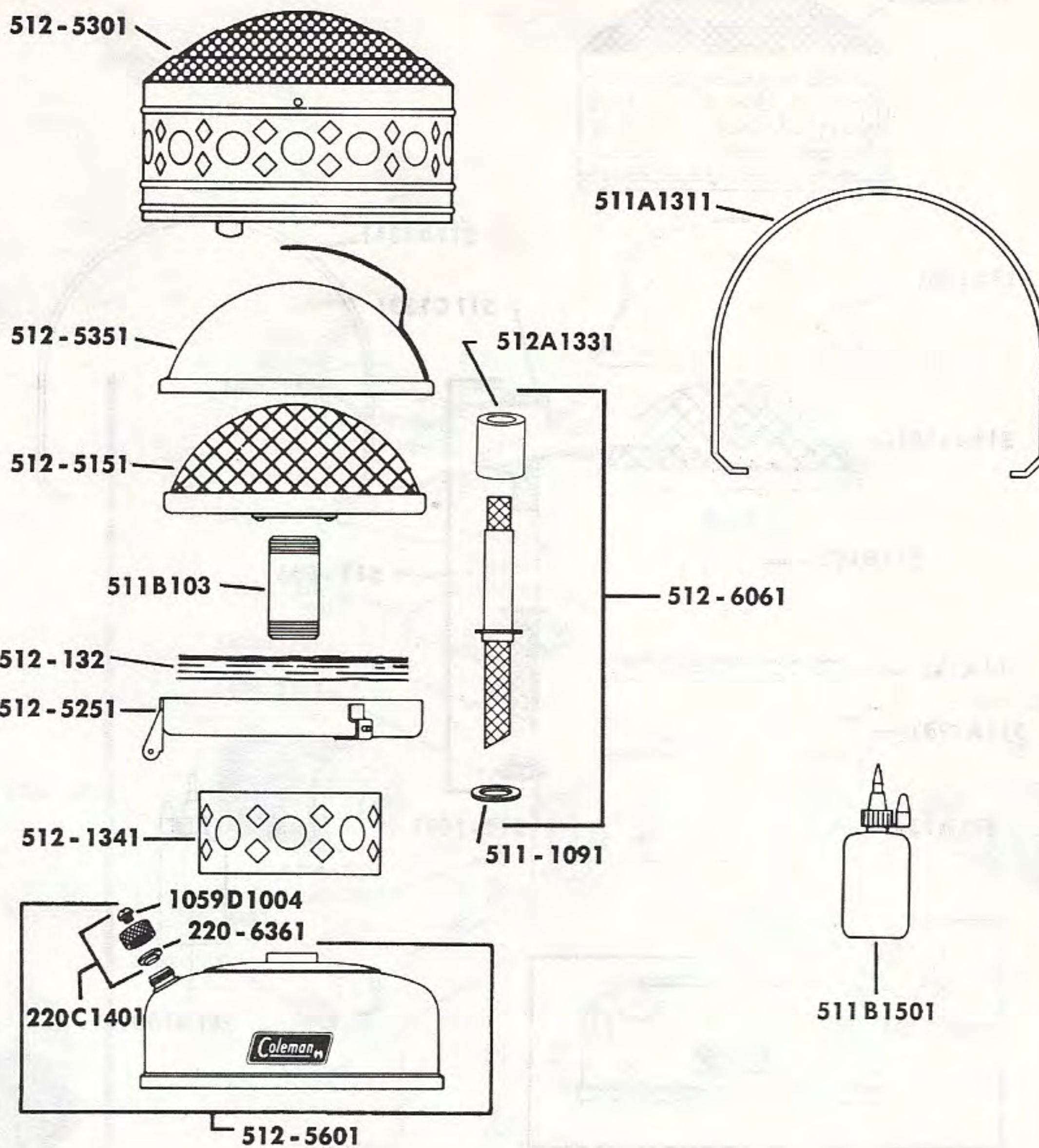
CATALYTIC HEATER

COLEMAN HEATERS

CATALYTIC
HEATERS



Model 512-700



MODEL 512 - 700 SHOWN

MODEL NO.	COLOR		BURNER	BTU CAPACITY	DIMENSIONS		
	Canopy	Fount			Diameter	Height	Tank Capacity
512-700	Black	Green	Low Temperature Platinum Catalyst	3,500	8¾"	11"	2 Quarts

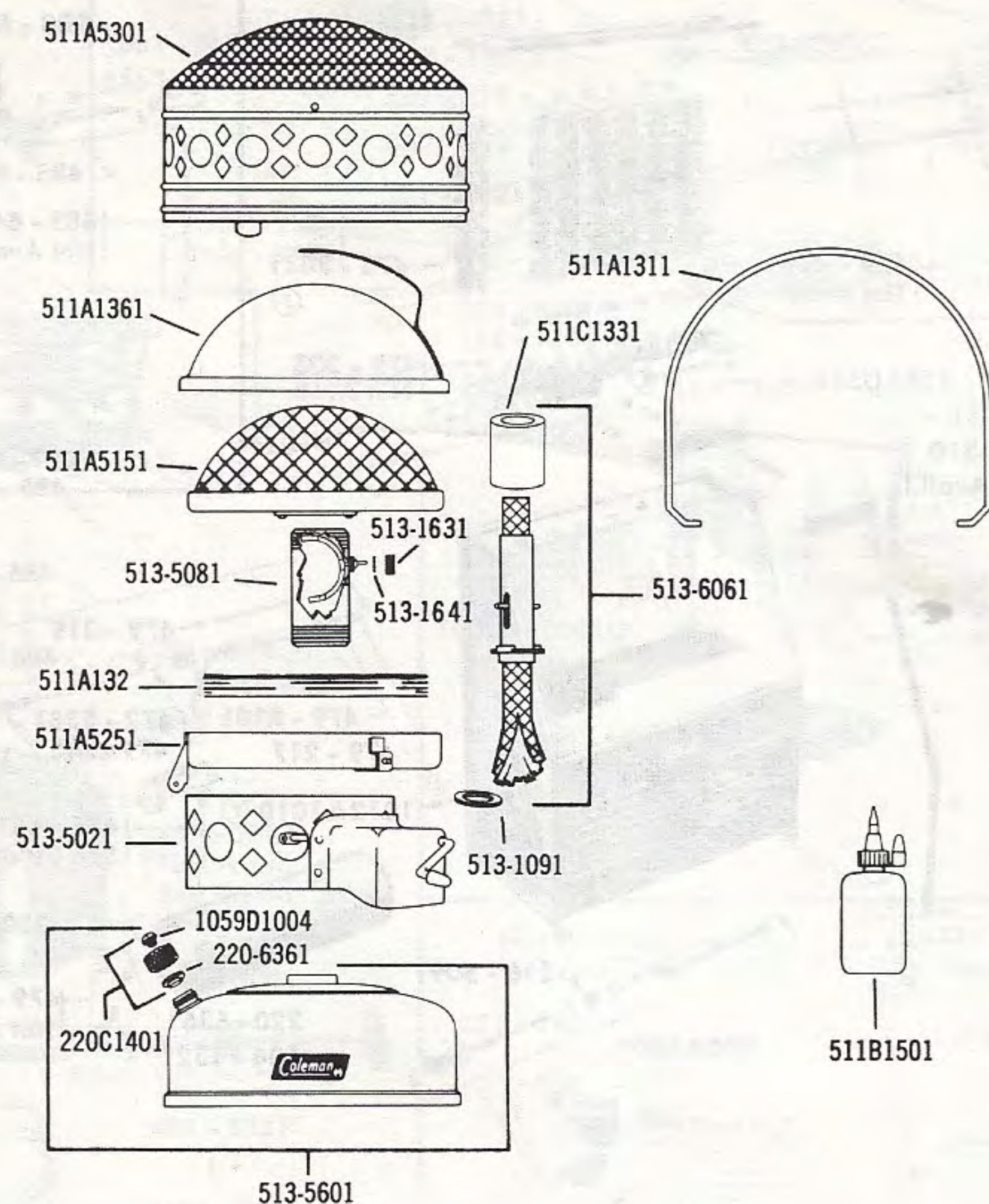
PART NO.	DESCRIPTION	USED ON	PART NO.	DESCRIPTION	USED ON
220-6361	Filler Cap Gasket and Disc Ass'y		512-5151	Head Ass'y	
220C1401	Filler Cap Complete		512-5251	Pan Ass'y	
511-1091	Wick Gasket		512-5301	Canopy Ass'y	
511A1311	Handle		512-5351	Snuffer	
511B1501	Starter Squeeze Bottle		512-5601	Fount	
511B103	Support Tube		512-6061	Wick Ass'y Package	
512-132	Pan Insulation		512A1331	Filter	
512-1341	Collar		1059D1004	Filler Cap Screw (#10-32 x ¼")	
512-5061	Wick Ass'y — Replaced by 512-6061				

PARTS LIST

513-700

DIAL-TEMP ADJUSTABLE CATALYTIC HEATER

COLEMAN HEATERS



MODEL 513 - 700 SHOWN

CATALYTIC HEATERS



Model 513-700

MODEL NO.	BURNER	BTU CAPACITY	FINISH		DIMENSIONS		
			Canopy	Fount	Diameter Canopy	Height	Tank Capacity
513-700	Low Temperature Platinum Catalyst	3,000 to 5,000	Green Enamel	Green Enamel	9½"	11½"	3 quarts


PART NO.	DESCRIPTION	USED ON	PART NO.	DESCRIPTION	USED ON
220 - 6361	Filler Cap Gasket & Disc. Ass'y		511C1331	Filter	
220C1401	Filler Cap complete		513 - 1091	Wick Gasket	
511A1311	Handle		513 - 1631	Cap	
511A132	Pan Insulation		513 - 1641	Ball Gasket	
511A1361	Snuffer		513 - 5021	Regulator Assembly	
511B1501	Starter Squeeze Bottle		513 - 5081	Collar Support Assembly	
511A5151	Head Assembly		513 - 5601	Fount	
511A5251	Pan Assembly		513 - 6061	Wick Assembly Package	
511A5301	Canopy Assembly		1059D1004	Screw (Filler Cap)	

PARTS LIST

16

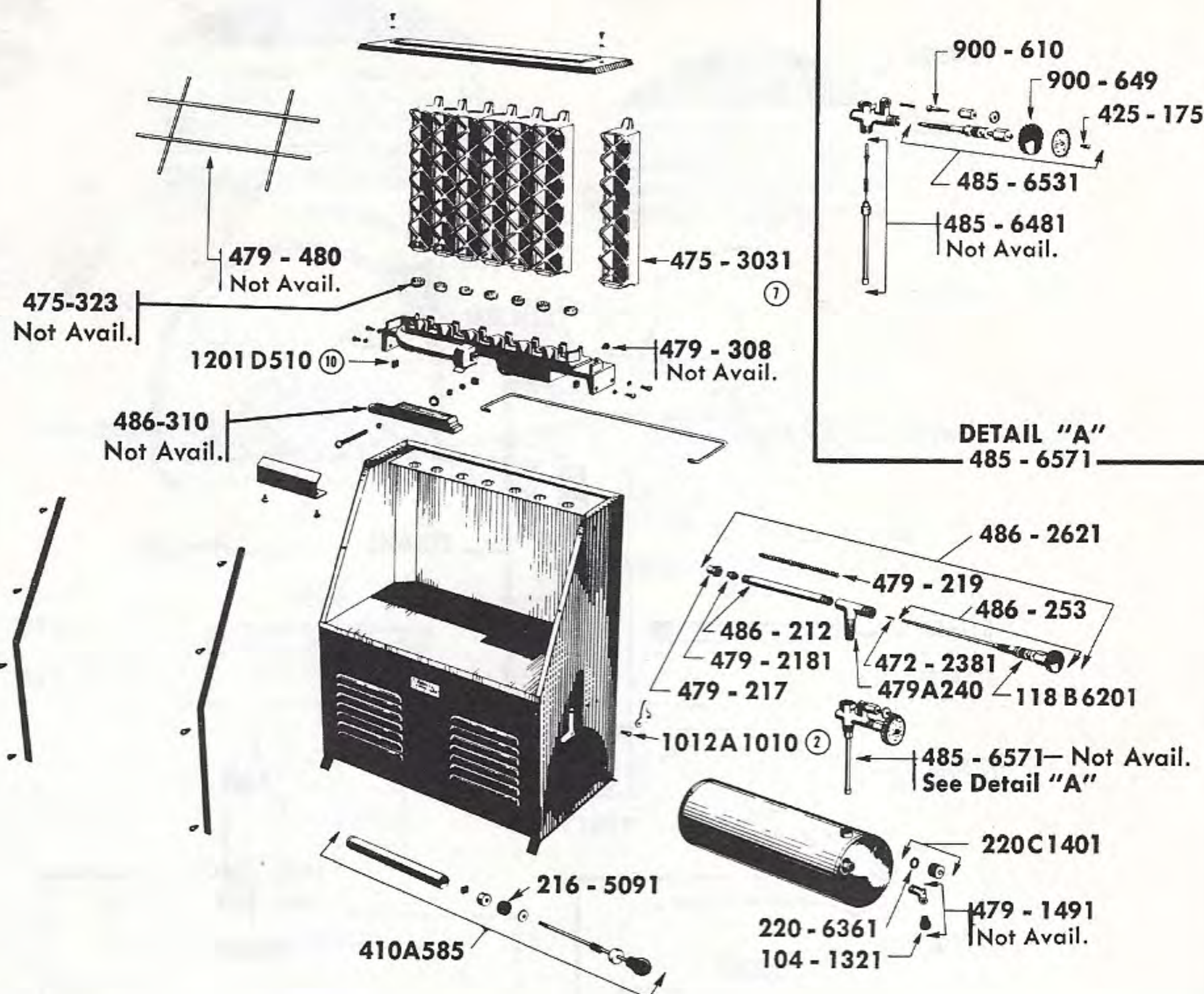
INSTANT LIGHTING GASOLINE
PORTABLE RADIANT HEATERS

COLEMAN HEATERS



Model 16
(Discontinued)

HEATERS



② Quantity of Parts Used in Assembly
⑦
⑩

MODEL 16 SHOWN

MODEL	FINISH			TANK CAPACITY (In Pints)	DIMENSION (In Inches)		
	Heat Reflector	Frame and Body	Top		Height	Width	Depth
16 (486-499)	Alum.	Bronze- Brown Enamel	Brown Porcelain	7	18½	17	7½

PART NO.	DESCRIPTION	USED ON	PART NO.	DESCRIPTION	USED ON
104 - 1321	Air Stem		479 - 219	Generator Coil	
118B1361	Filler Cap Gasket		479 - 308	Drain Cap — Not Available	
118B6201	Valve Stem Packing		479 - 480	Guard Rail — Not Available	
216 - 5091	Pump Cup		486 - 310	Flame Br. Casting — Not Available	
220 - 6361	Filler Cap Gasket and Disc		479A240	Valve Body — Not Available	
220C1401	Filler Cap Complete		485 - 6481	Tube Ass'y (Fuel and Air) — Not Avail.	
401 - 417	Nut (#10—24 Stl.) — Replaced by 1201D510		485 - 6531	Fuel Valve Stem	
410A585	Pump — Replaces 101-522		485 - 6571	Fuel Valve	
425 - 175	Self-Tapping Screw (#4—40 x 7/16")		486 - 212	Generator Tube — Not Available	
472 - 2381	Needle and Holder		486 - 253	Stem Ass'y (Less Needle and Holder)	
475 - 3031	Radiant		486 - 2621	Valve and Generator Complete	
475 - 323	Main Burner Cap		900 - 610	Safety Lock Rod	
479 - 1491	Air Valve Complete — Not Available		900 - 649	Wheel	
479 - 217	Tip Protector		1012A1010	Screw (#10—24 x 5/8") — Not Available	
479 - 2181	Gas Tip (Marked "W")		1201D510	Machine Screw Not (#10—24 Hex. Steel)	


PARTS LIST

5257

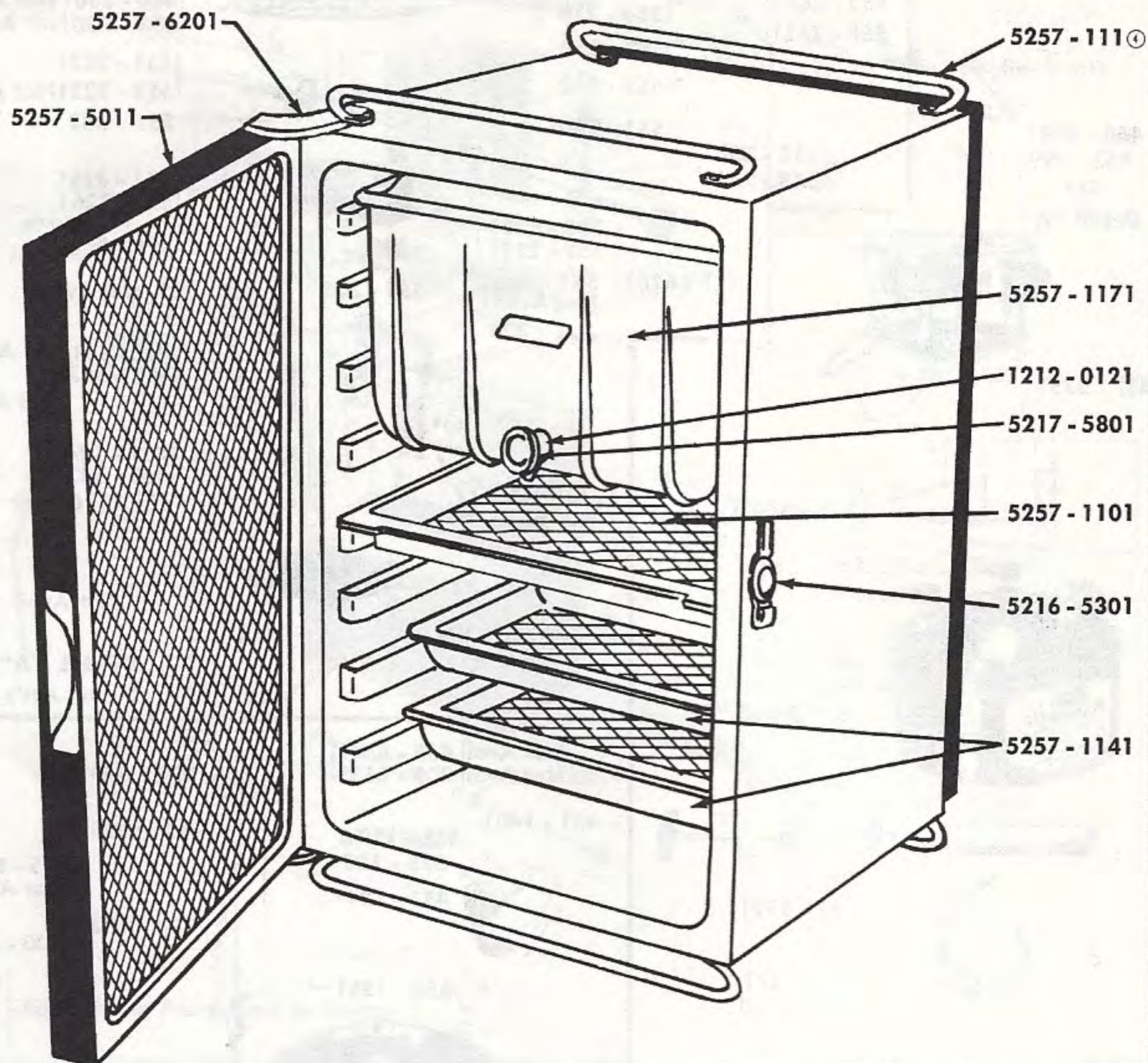
CONVERTIBLE COOLER

COLEMAN COOLERS

COOLERS



Model 5257-709



① Quantity of part used in assembly
Not Shown: 5216-140 Screw
5500B263 Nut

MODEL 5257 SHOWN

MODEL NO.	COLOR	OUTSIDE DIMENSIONS			CAPACITY
		Height	Length	Width	
5257	Beige and Butternut	26¼"	17½"	15¾"	68 Quarts

PART NO. DESCRIPTION

USED ON

PART NO. DESCRIPTION

USED ON

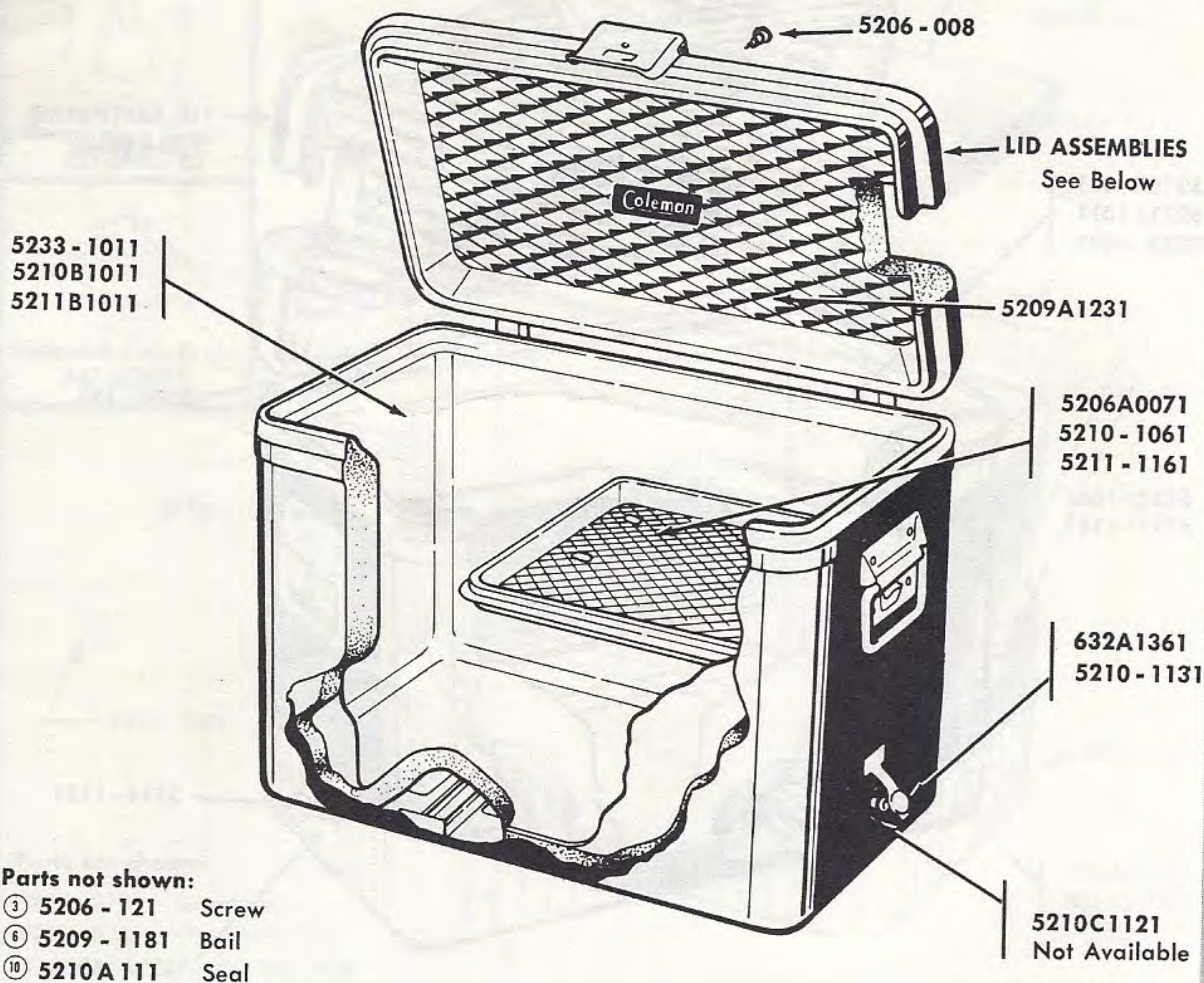
1212-0121 Grommet
5216-140 Screw (Used on Legs, Latch, and Hinges)
5216-5301 Latch Assembly (Box Part Only)
5217-5801 Faucet Assembly (Includes Grommet and Nut)
5257-1101 Drip Pan
5257-111 Leg

5257-1141 Small Tray
5257-1171 Ice Tub and Lid, Less Faucet
5257-5011 Door, Less Hinge Plate
5257-6201 Hinge Plate Assemblies with Screws and Spacers
5500B263 Nut

PARTS LIST

5206, 5209 5210, 5211 PORTABLE COOLERS

COLEMAN COOLERS



MODEL 5210 SHOWN

COOLERS

MODEL NO.	COLOR			OUTSIDE DIMENSIONS
	700	701	702	
5206	Ice Green	None	None	10½" x 18" x 13½"
5209	Green	Charcoal	Patio Pink	9" x 16½" x 12½"
5210	Green	Charcoal	Patio Pink	10½" x 18½" x 13½"
5211	Green	Charcoal	Patio Pink	13" x 22" x 16"

(All Models Discontinued)

PART NO. DESCRIPTION

USED ON

PART NO. DESCRIPTION

USED ON

LID ASSEMBLIES

5206A5011	Vinyl Surface.....	5206
*5209A1021	Green — Use 5209A1041.....	5209-700
*5209A1031	Charcoal — Use 5209A1041.....	5209-701
5209A1041	White.....	5209-702
*5210A1021	Green — Use 5210A1041.....	5210-700
*5210A1031	Charcoal.....	5210-701
5210A1041	White.....	5210-702
*5211A1021	Green.....	5211-700
*5211A1031	Charcoal.....	5211-701
5211A1041	White — Discontinued.....	5211-702
8B119	Green Enamel	
8B149	Charcoal Enamel	
8B150	Patio Pink Enamel	
632A1361	Red Drain Cap.....	5206

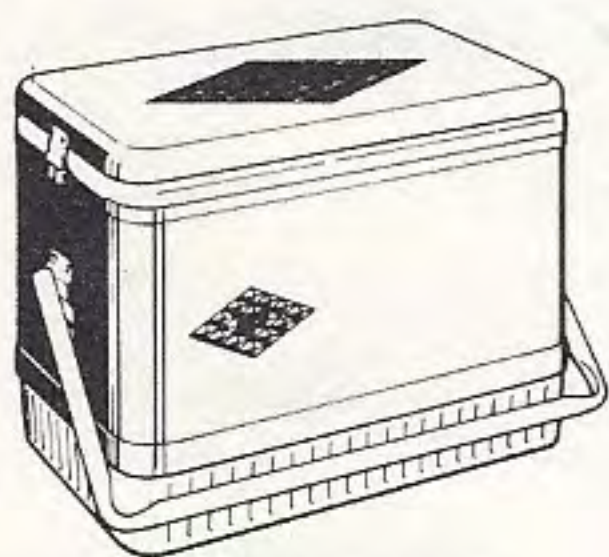
5206 - 008	Nickel Plated Sheet Metal Screw (Lid) (#6 x ¾" Pan Hd.).....	5206 x 15, 5209 x 6, 5210 x 7, 5211 x 9
5206 - 121	Hinge Screw (#10 x ¾" Rd. Hd., Type A, Sheet Metal, Nickel Plated).....	x 6 on 5206, 5210, 5211
5206A0071	Tray.....	5206
5209 - 1181	Bail Handle.....	5209
5209A1231	Lid Liner.....	5209
5210 - 1061	Tray.....	5210
5210 - 1131	White Drain Cap — Not Available.....	5211
5210A111	Seal.....	5210, 5211
5210B1011	Tub Liner.....	5210
5210C1121	Drain Ass'y — Not Available.....	5210, 5211
5211 - 1161	Tray.....	5211
5211B1011	Tub Liner.....	5211
5233 - 1011	Tub Liner.....	5209

*White Lid may be substituted for other colors

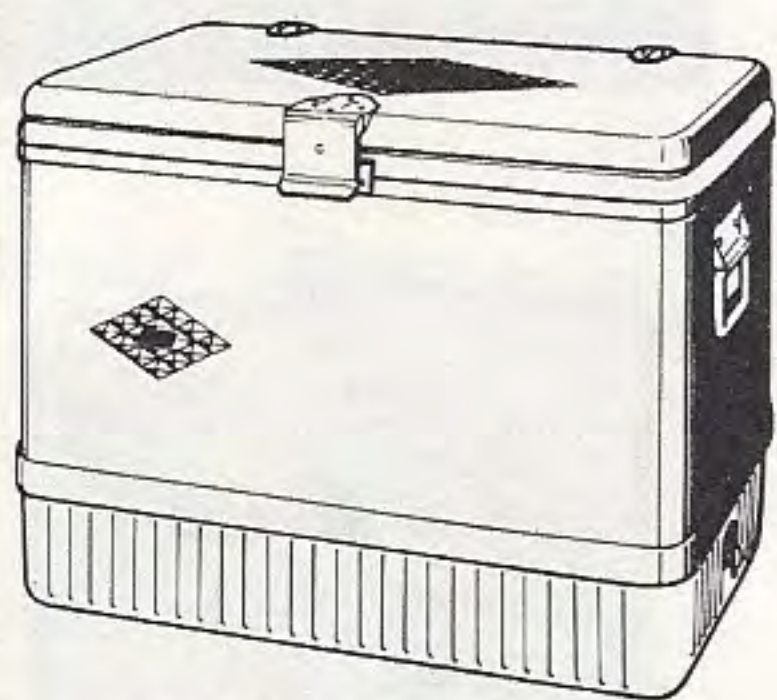
PARTS LIST

5213, 5214, 5215
SNOW-LITE PORTABLE COOLERS

COLEMAN COOLERS

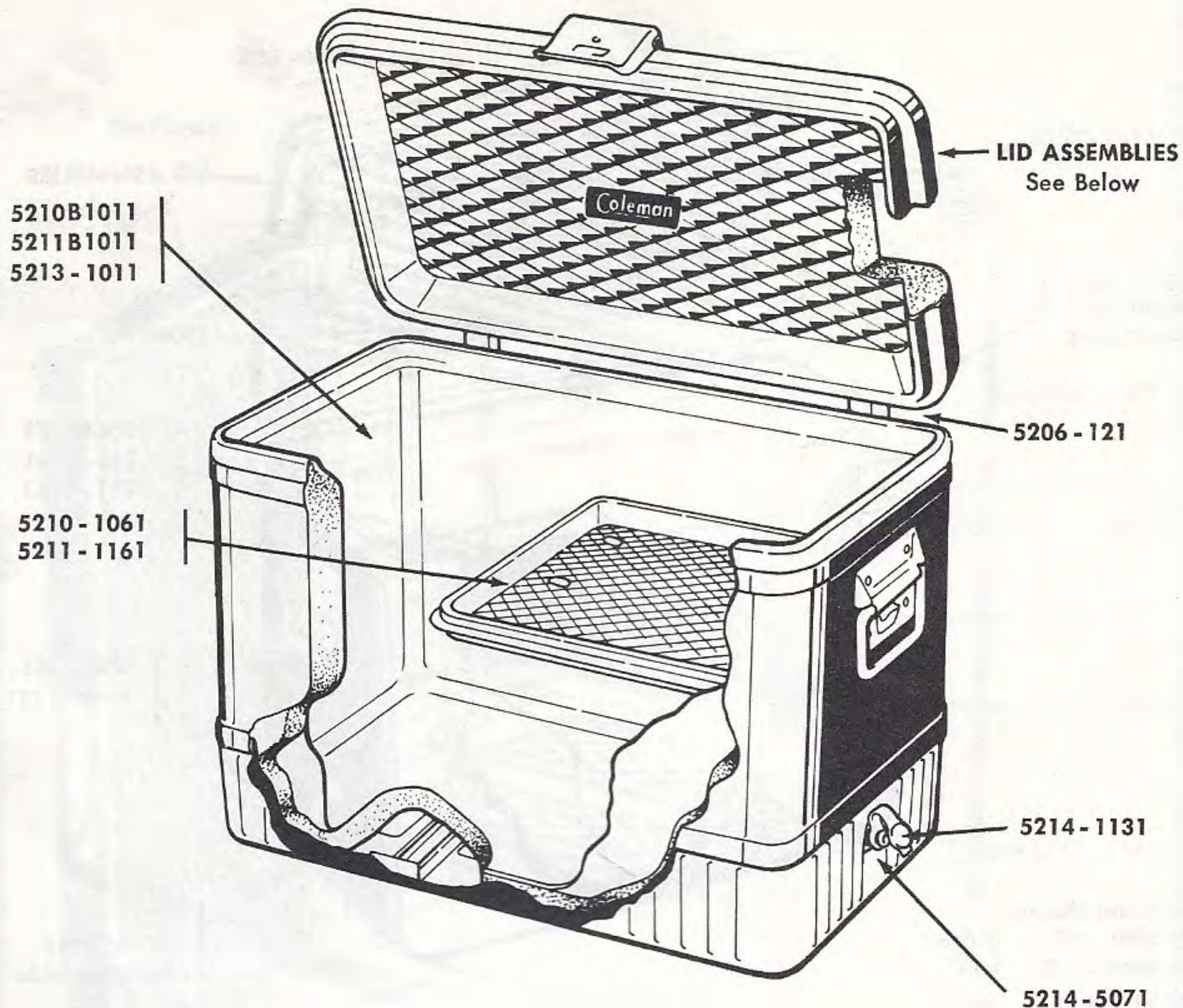


Model 5213-



Models 5214-, 5215-

COOLERS



Parts not shown:
5500B263 Nut
5213-120 Bail Handle
5210A111 Seal

MODEL 5214 SHOWN

MODEL NO.	COLOR			OUTSIDE DIMENSIONS	CAPACITY
	700	701	702		
5213	Green	Charcoal	Patio Pink	10½" x 18" x 13½"	7 Gallons
5214	Green	Charcoal	Patio Pink	10½" x 18" x 13½"	7 Gallons
5215	Green	Charcoal	Patio Pink	13½" x 22" x 16"	14 Gallons

(All Models Discontinued)

PART NO.	DESCRIPTION	USED ON	PART NO.	DESCRIPTION	USED ON
LID ASSEMBLIES					
*5210A1021	Green — Not Available.....	5214-700	5206-121	Hinge Screw (#10 x ¾" Rd. Hd., Type A, Sht. Mtl., Nickel Plated).....	x 6 on 5214, 5215
*5210A1031	Charcoal.....	5214-701	5210-1061	Tray.....	5214
5210A1041	White.....	5214-702	5210A111	Seal.....	5214, 5215
*5211A1021	Green.....	5215-700	5210B1011	Tub Liner.....	5214
*5211A1031	Charcoal.....	5215-701	5211-1161	Tray.....	5215
5211A1041	White — Not Available.....	5215-702	5211B1011	Tub Liner.....	5215
*5213A1021	Green — Not Available.....	5213-700	5213-1011	Tub Liner.....	5213
*5213-1031	Charcoal.....	5213-701	5213-1201	Bail Handle.....	5213
5214A6041	White or 5214A1041.....	5213-702	5214-1131	Drain Cap.....	5214, 5215
8B119	Green Enamel		5214-5071	Drain (Contains Nut, Seal, Drain, and Washer).....	5214, 5215
8B149	Charcoal Enamel		5500B263	Plastic Nut (Used on Drain).....	5214, 5215
8B150	Patio Pink Enamel				

*White Lids may be substituted for other lids.



Round Cap Drain
5214A5071



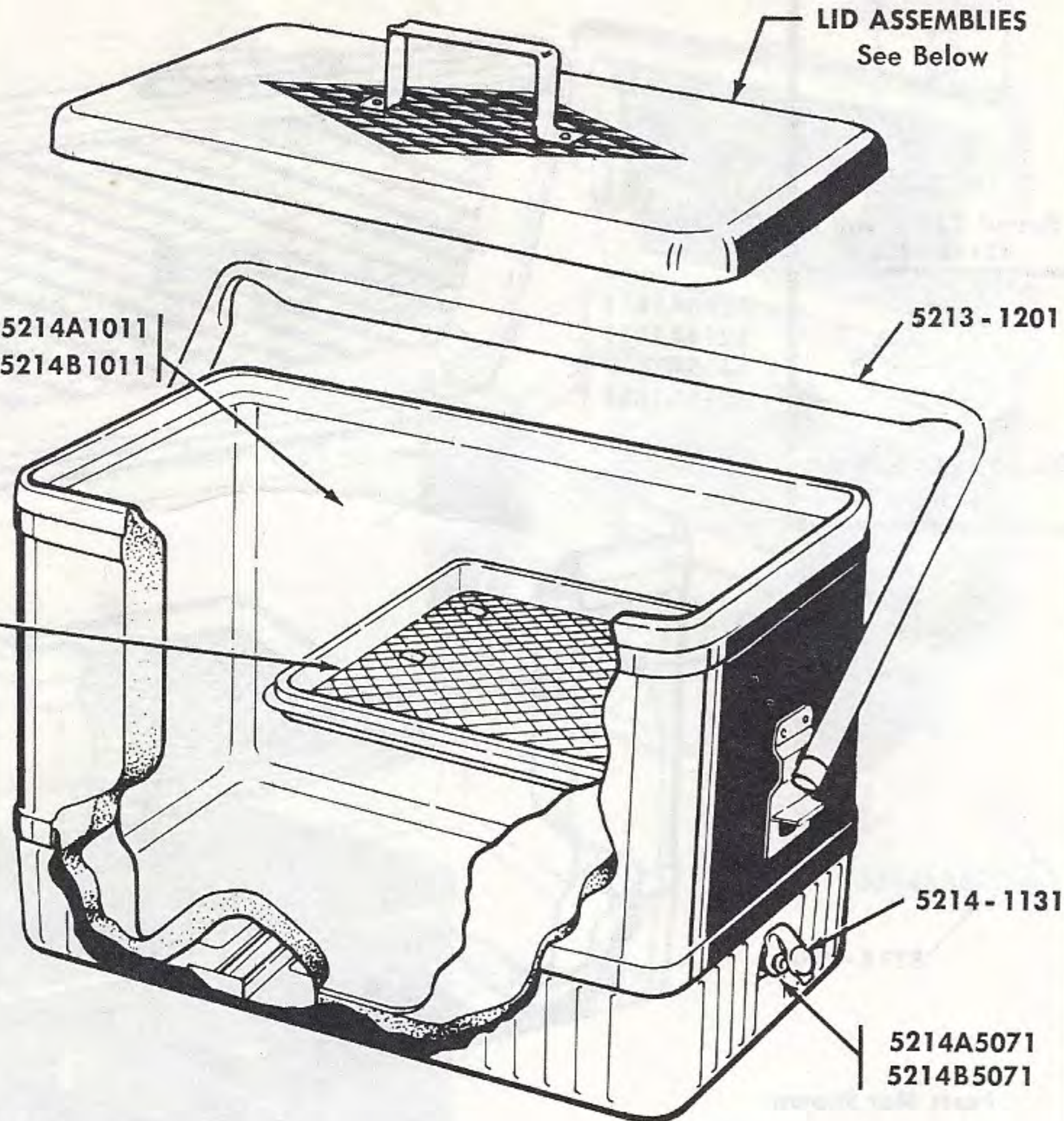
Diamond Cap Drain
5214B5071



5214-850

5210-1061

5214A1011
5214B1011



Parts not shown:

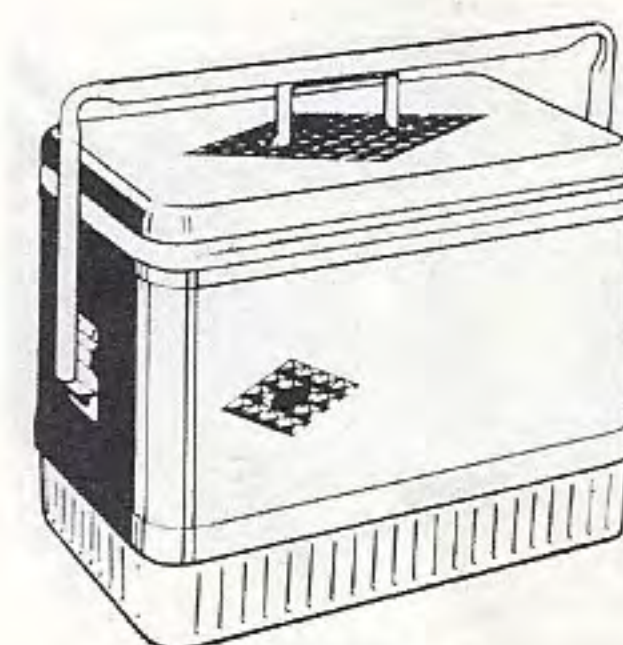
- 1212-0121 Grommet
1212-0261 Grommet
5500B163 Plastic Hex Nut

MODEL 5213A SHOWN

PARTS LIST

5213A
SNOW-LITE PORTABLE COOLERS

COLEMAN COOLERS



Model 5213A
Discontinued

COOLERS

MODEL NO.	COLOR					OUTSIDE DIMENSIONS	CAPACITY
	700	702	703	704	709		
5213A	Green	Patio Pink	Red	Aqua	Beige and Butternut	10½" x 18" x 13½"	7 Gal.

PART NO.	DESCRIPTION	USED ON	PART NO.	DESCRIPTION	USED ON
LID ASSEMBLIES					
5213A6021	or 5213A1021 Green	— Replaced by 5213A6041	5210-1061	Tray	
5213A6041	or 5213A1041 White		5213-1201	Bail	
5213A6051	or 5213A1051 Aqua		*5214-1131	Drain Cap (Used only with Round Cap Drain Assembly)	
5213A6061	Red		5214-850	Wrench (Used to remove Diamond Cap Drain Assembly)	
5213A6071	Butternut		5214A1011	Tub Liner (Used only with Round Cap Drain Assembly)	
8B108	White Enamel		5214A5071	Round Cap Drain Assembly, Complete with Grommet	
8B119	Green Enamel		5214B1011	Tub Liner (Used only with Diamond Cap Drain Assembly)	
8B148	Aqua Enamel		*5214B5071	Diamond Cap Drain Assembly Complete	
8B150	Patio Pink Enamel		5500B163	Plastic Hex Nut 7/8" (Used only with Round Cap Drain)	
8B178	Hunter Red Enamel				
8B191	Beige Enamel				
8B192	Butternut Enamel				
1212-0121	Grommet 1½" O. D. (Used with Round Cap Drain)				
1212-0261	Grommet 1¼" O. D. (Used with Diamond Cap Drain)				

*Cap for Diamond Cap Drain Assembly is not sold separately.


PARTS LIST

5214A, 5215A

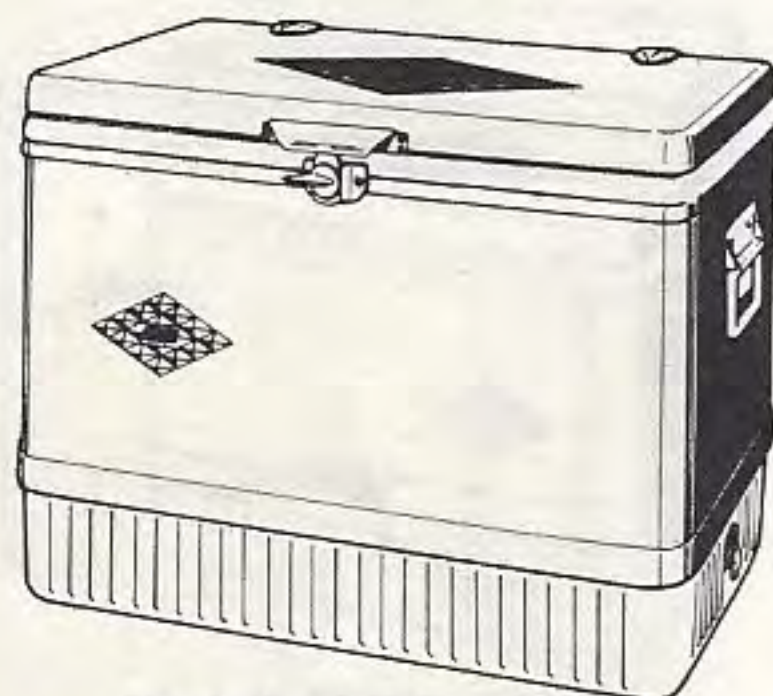
5214B, 5215B

SNOW-LITE PORTABLE COOLERS

COLEMAN COOLERS

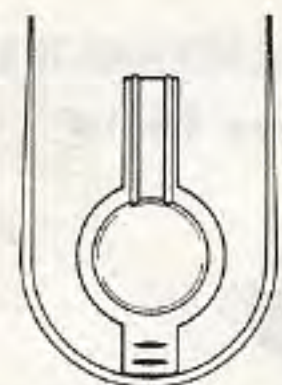


Models 5214A, 5215A
(Discontinued)



Models 5214B, 5215B
(Discontinued)

COOLERS



Round Cap Drain
5214A5071



Diamond Cap Drain
5214B5071

5214A1011
5214B1011
5215A1011
5215B1011

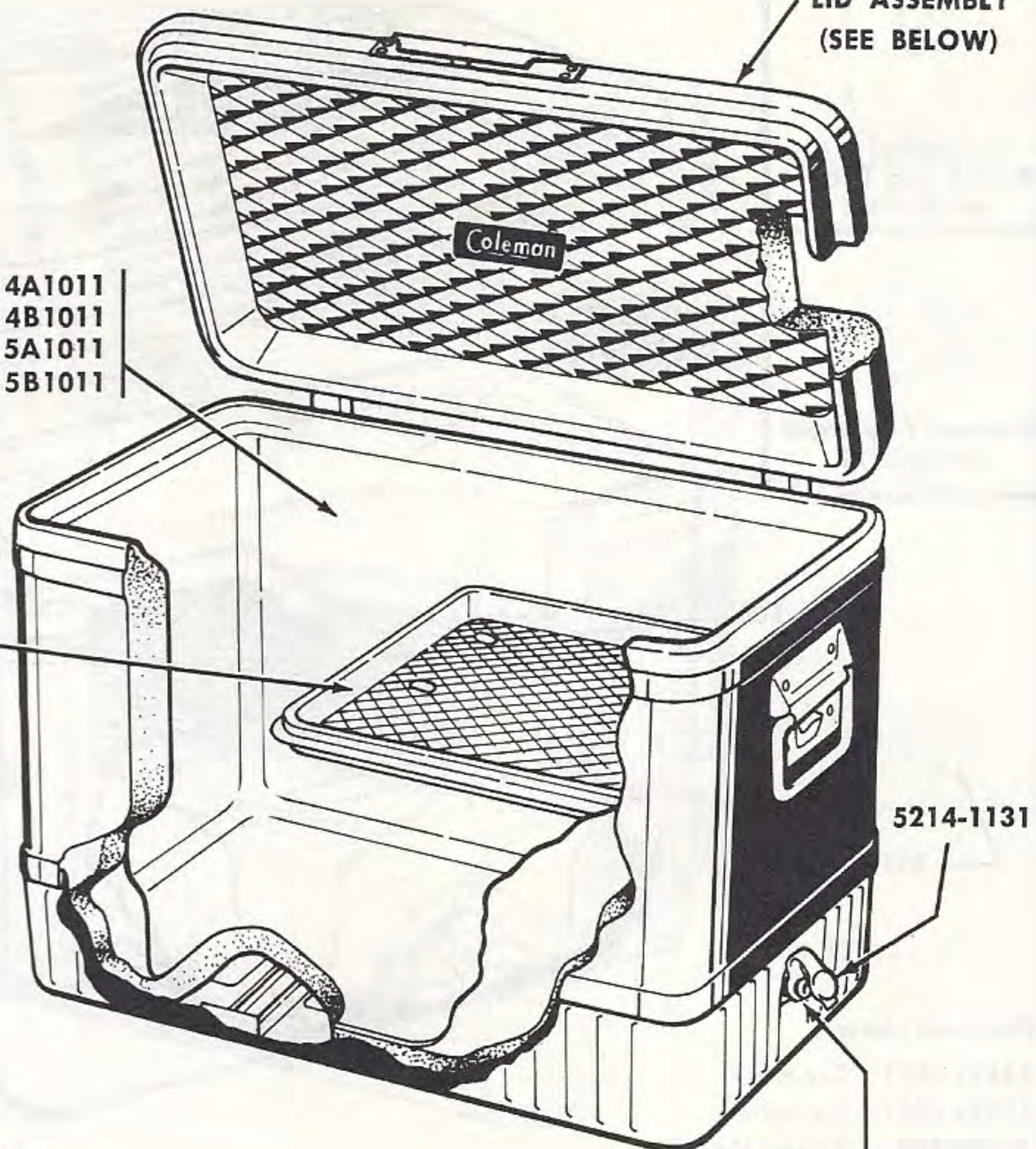
5210-1061
5211-1161



5214-850

Parts Not Shown

5214-140 Screws
5216-5301 Latch Ass'y
5500B263 Plastic Nut
5010A1111 Seal



5214A5071
5214B5071

5214-1131

MODEL 5214B SHOWN

MODEL NO.	COLOR					OUTSIDE DIMENSIONS	CAPACITY
	700	702	703	704	709		
5214A	Green	Patio Pink		Aqua		10½" x 18" x 13½"	7 Gal.
5214B	Green	Patio Pink	Red	Aqua	Beige	10½" x 18" x 13½"	7 Gal.
5215A	Green	Patio Pink		Aqua		13½" x 22" x 16"	14 Gal.
5215B	Green	Patio Pink	Red	Aqua	Beige	13½" x 22" x 16"	14 Gal.

PART NO. DESCRIPTION

USED ON

LID ASSEMBLIES

*5214B6021 or 5214B1021 Green.....5214A, 5214B
*5214B6041 or 5214B1041 White.....5214A, 5214B
*5214B6051 or 5214B1051 Aqua.....5214A, 5214B
5214B6061 Red — Discontinued, use 5214B6041.....5214B
5214B6071 Butternut.....5214B
*5215B6021 or 5215B1021 Green — Discontinued, use
5215B6041.....5215A, 5215B
*5215B6051 or 5215B1041 White.....5215A, 5215B
*5215B6051 or 5215B1051 Aqua.....5215A, 5215B
5215B6061 Red.....5215B
5215B6071 Butternut.....5215B

8B108 White Enamel
8B119 Green Enamel
8B148 Aqua Enamel
8B150 Patio Pink Enamel
8B178 Hunter Red Enamel
8B191 Beige Enamel
8B192 Butternut Enamel
1212-0121 Grommet 1½" O. D. (Used with Round

Cap Drain).....5214A, B,
5215A, B

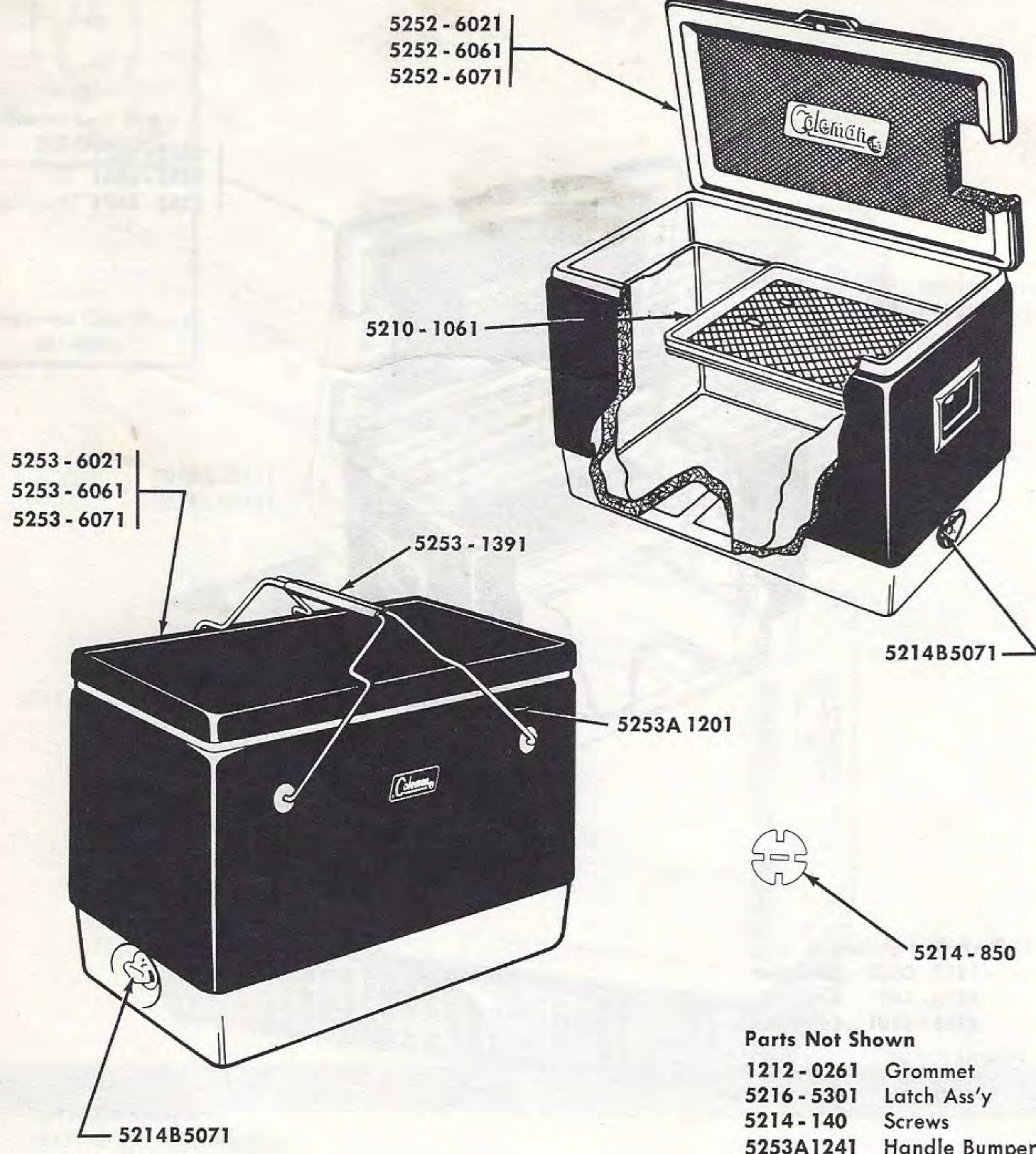
*The Lid packages contain one template and box part of lock in order that the Lid can be used on "A" model coolers. Lids with magnetic latch assembly not available.

PART NO. DESCRIPTION

USED ON

1212-0261 Grommet 1¼" O. D. (Used with Diamond
Cap Drain).....5214B, 5215B
5210-1061 Tray.....5214A, 5214B
5211-1161 Tray.....5215A, 5215B
5010A1111 Seal.....5214A, 5214B
**5214-1131 Drain Cap.....5214A5071
5214-140 Screw (#10 x ⅜", Type A).....x 2 on Latch
x 6 on Hinge
5214-850 Wrench (Used to remove Diamond Cap
Drain Assembly)
5214A1011 Tub Liner (Used with Round Cap Drain)....5214A, B,
5214A5071 Round Cap Drain Assembly.....5214A, B,
5215A, B,
(See also
5214B5071)
5214B1011 Tub Liner (Used with Diamond Cap Drain)..<5214B
**5214B5071 Diamond Cap Drain Assembly.....5214B, 5215B
5215A1011 Tub Liner (Used with Round Cap Drain)....5215A, 5215B
5215B1011 Tub Liner (Used with Diamond Cap Drain)..<5215B
5216-5301 Latch Assembly, Box Part only, includes
screws.....5214B, 5215B
5500B263 Plastic Nut (Used with Round Cap Drain)....5214A, B,
5215A, B

**Cap for diamond cap drain not sold separately.



- Parts Not Shown**
- 1212-0261 Grommet
 - 5216-5301 Latch Ass'y
 - 5214-140 Screws
 - 5253A1241 Handle Bumper

PARTS LIST

5252, 5253, SNOW-LITE PORTABLE COOLERS

COLEMAN COOLERS



COOLERS

MODEL NO.	COLOR			OUTSIDE DIMENSIONS	CAPACITY
	700	703	709		
5252	Green	Red	Beige and Butternut	18½" x 11" x 13¼"	28 qts.
5253	Green	Red	Beige and Butternut	18½" x 11" x 13¼"	28 qts.

PART NO.	DESCRIPTION	USED ON	PART NO.	DESCRIPTION	USED ON
8B119	Green Enamel		5252-6021	Lid Ass'y, Green.....	5252
8B178	Hunter Red Enamel		5252-6061	Lid Ass'y, Red.....	5252
8B191	Beige Enamel		5252-6071	Lid Ass'y, Butternut.....	5252
8B192	Butternut Enamel		5253-1201	Plated Cooler Handle — Replaced by 5253A1201	
1212-0261	Grommet (1¼" O. D.).....	5252, 5253	5253-1391	Handle Lock.....	5253
5210-1061	Tray.....	5252, 5253	5253-6021	Lid Ass'y, Green.....	5253
5214-140	Screw (Need 2 for Latch, 6 for Hinge).....	5252	5253-6061	Lid Ass'y, Red.....	5253
5214-850	Wrench (For removing Cooler Drain).....	5252, 5253	5253-6071	Lid Ass'y, Butternut.....	5253
5214B5071	Drain Ass'y, Complete (Cap Not Sold Separately).....	5252, 5253	5253A1201	Plastic Coated Handle.....	5253
5216-5301	Latch Ass'y with Screws — Box section only	5252	5253A1241	Handle Bumper — Pkg'd 4 (Used on 5253-1201 Handle).....	5253


Replacement Tub Liners are Not Available as they are formed in place.

PARTS LIST

5254, 5255

SNOW-LITE PORTABLE COOLERS

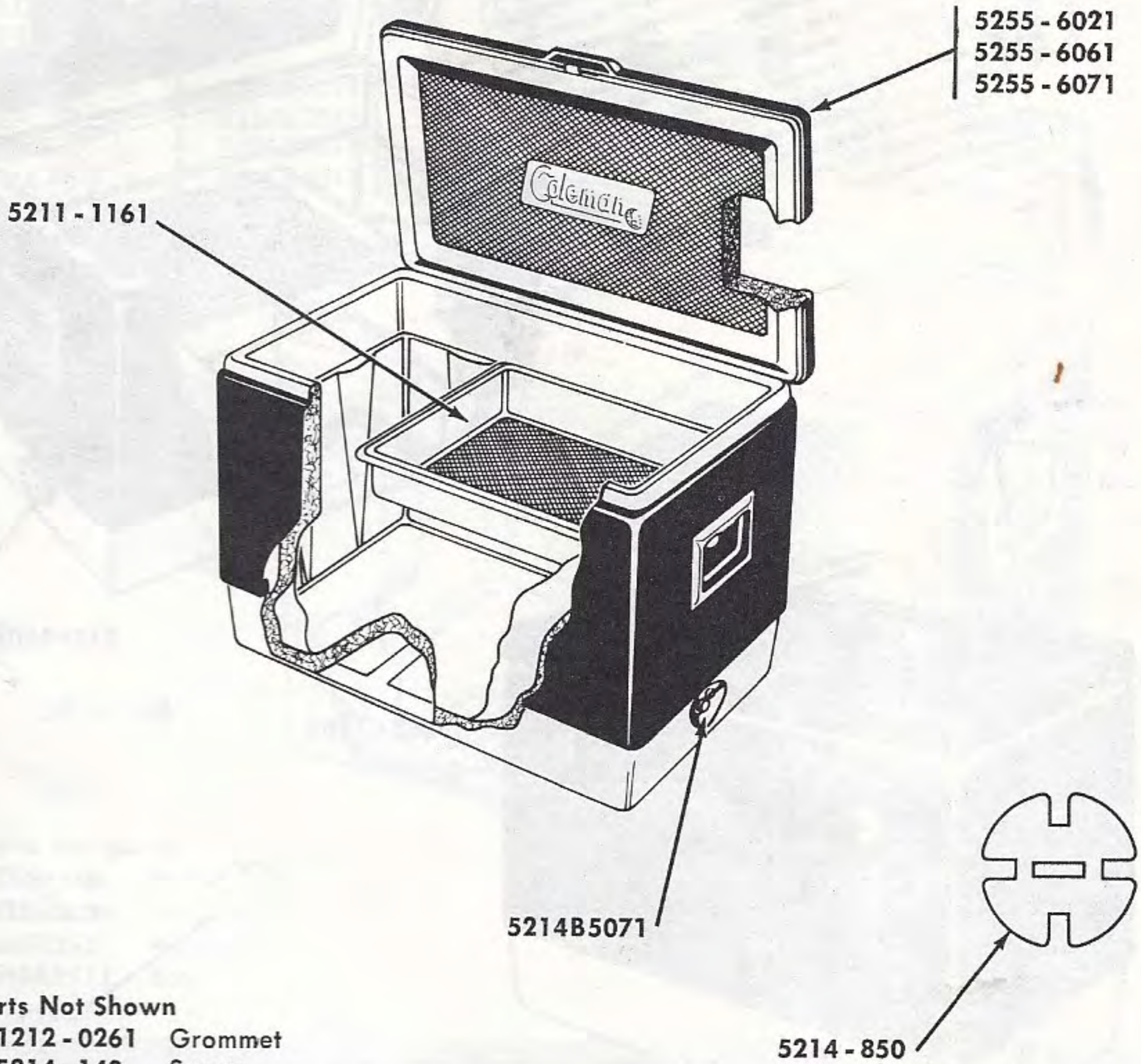
COLEMAN COOLERS



Model 5254



Model 5255



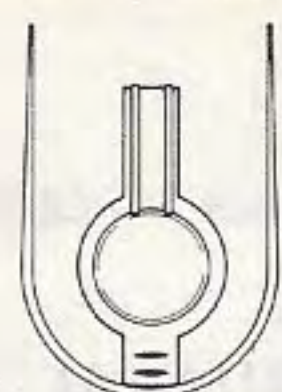
Parts Not Shown

1212 - 0261	Grommet
5214 - 140	Screw
5216 - 5301	Latch Ass'y

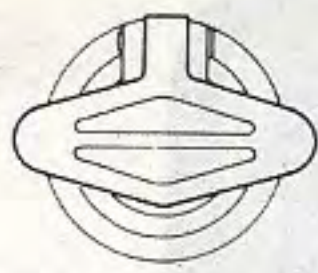
MODEL NO.	COLOR			OUTSIDE DIMENSIONS	CAPACITY
	700	703	709		
5254	Green	Red	Beige and Butternut	22½" x 13½" x 12½"	44 qts.
5255	Green	Red	Beige and Butternut	22½" x 13½" x 15¼"	56 qts.

PART NO.	DESCRIPTION	USED ON	PART NO.	DESCRIPTION	USED ON
8B119	Green Enamel		5214 - 850	Wrench (For removing Cooler Drain Nut)	
8B178	Hunter Red Enamel		5214B5071	Drain Assembly Complete	
8B191	Beige Enamel		5216 - 5301	Latch Assembly with Screws	
8B192	Butternut Enamel		5255 - 6021	Lid Assembly, Green.....	5254, 5255
1212 - 0261	Grommet		5255 - 6061	Lid Assembly, Red.....	5254, 5255
5211 - 1161	Tray		5255 - 6071	Lid Assembly, Butternut.....	5254, 5255
5214 - 140	Screw (#10 x 3/8", Type A).....	x 2 on Latch x 6 on Hinge x 6 for Hinge	Replacement Tub Liners are Not Available as they are formed in Pla		

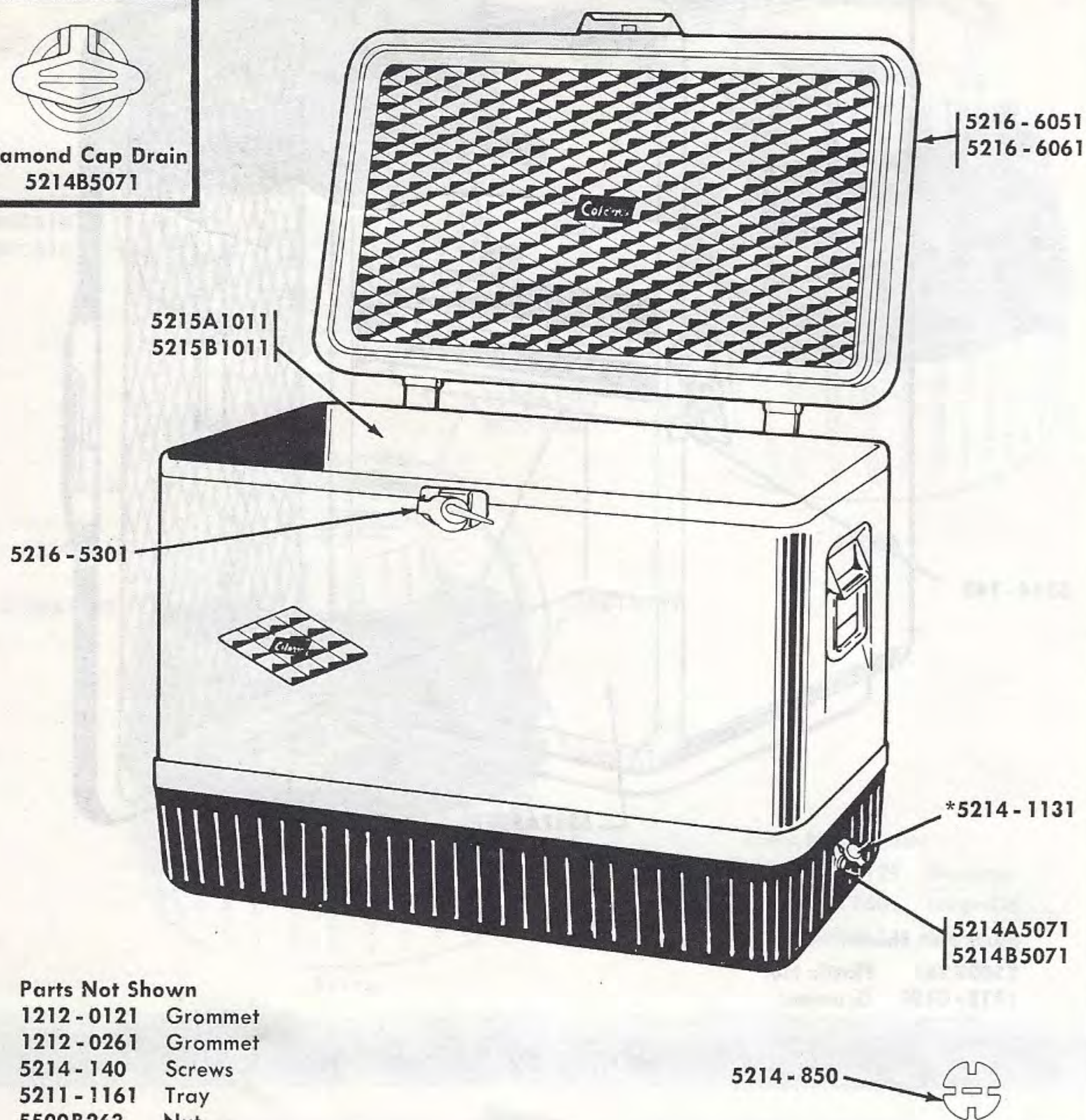
Replacement Tub Liners are Not Available as they are formed in Place.



Round Cap Drain
5214A5071



Diamond Cap Drain
5214B5071




Parts Not Shown
1212-0121 Grommet
1212-0261 Grommet
5214-140 Screws
5211-1161 Tray
5500B263 Nut

MODEL 5216 SHOWN

PARTS LIST

5216
SNOW-LITE ALUMINUM COOLERS

COLEMAN COOLERS



Model 5216
(Discontinued)

COOLERS

MODEL NO.	COLOR		OUTSIDE DIMENSIONS	CAPACITY
	703	704		
5216	Red Base and Lid	Aqua Base and Lid	13½" x 22" x 16"	14 Gallons

PART NO.	DESCRIPTION	USED ON	PART NO.	DESCRIPTION	USED ON
8B148	Aqua Enamel.....	5216-704	5214A5071	Round Cap Drain Ass'y (Includes Cap) — See also 5214B5071	
8B168	Red Enamel.....	5216-703	*5214B5071	Diamond Cap Drain Assembly	
1212-0121	Grommet 1½" O. D. (Used with Round Cap Drain)		5215A1011	Tub Liner (Used with Round Cap Drain Assembly)	
1212-0261	Grommet 1¼" O. D. (Used with Diamond Cap Drain)		5215B1011	Tub Liner (Used with Diamond Cap Drain Assembly)	
5211-1161	Tray		5216-5301	Latch Assembly, with Screws (Box part only)	
*5214-1131	Round Drain Cap (Used only with 5214A5071 Drain)		5216-6051	or 5216-1051 Lid Assembly, Aqua.....	5216-704
5214-140	Screws (#10 x ¾", Type A).....	x 2 on Latch x 6 on Hinge	5216-6061	or 5216-1061 Lid Assembly, Red.....	5216-703
5214-850	Wrench (Used to remove Diamond Cap Drain Ass'y)		5500B263	Plastic Nut (Used only with Round Cap Drain)	
			*Cap for Diamond Cap Drain not sold separately.		

PARTS LIST

5217-, 5217A

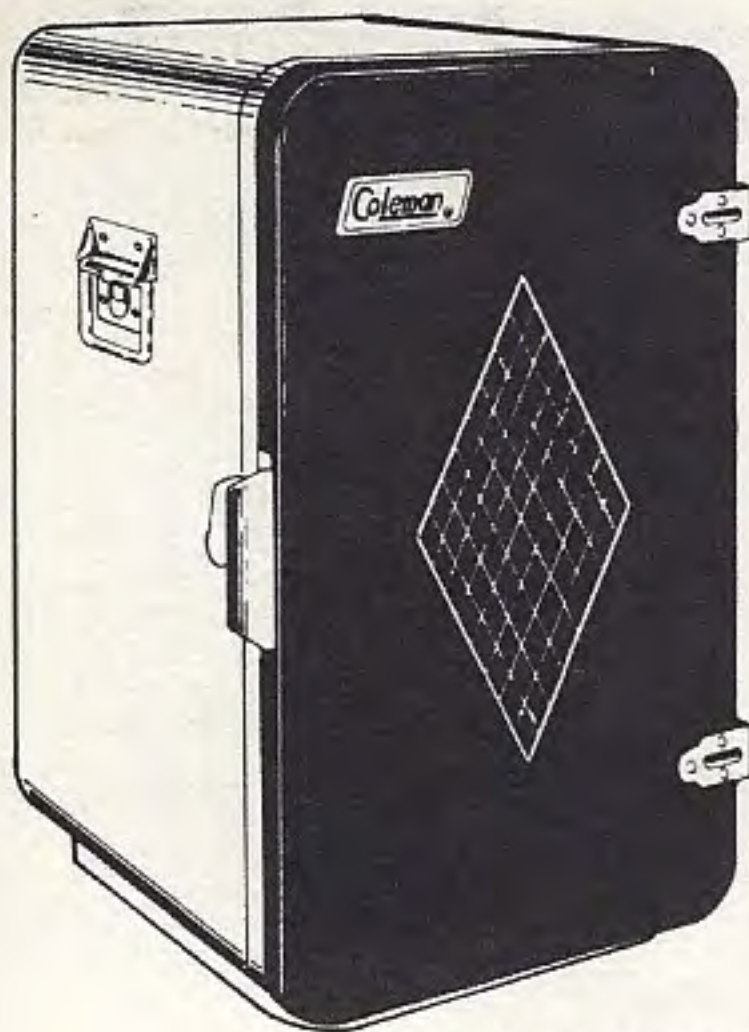
SNOW-LITE
STATION WAGON COOLERS

COLEMAN COOLERS

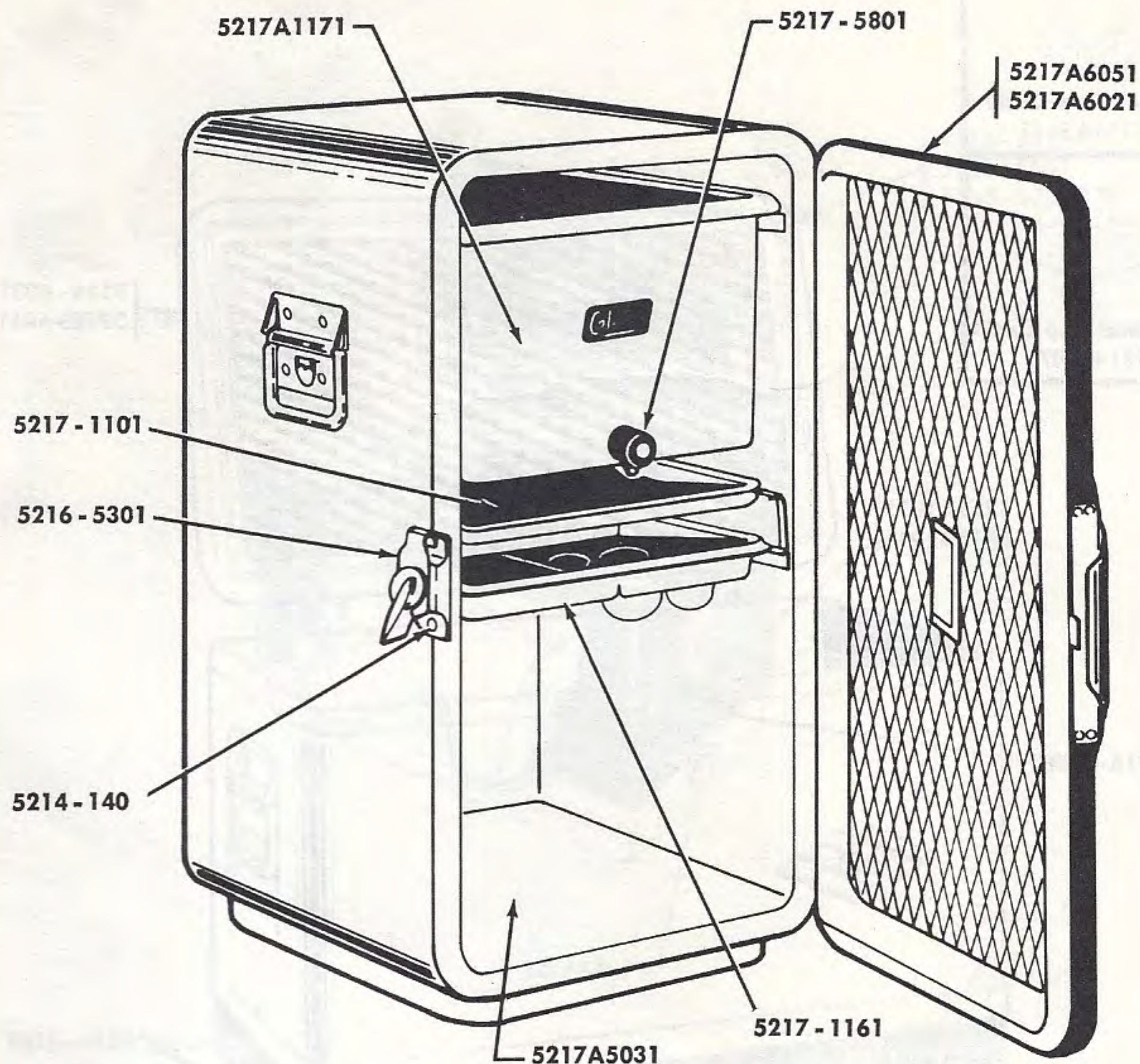


Model 5217-
(Discontinued)

COOLERS



Model 5217A



Parts Not Shown:

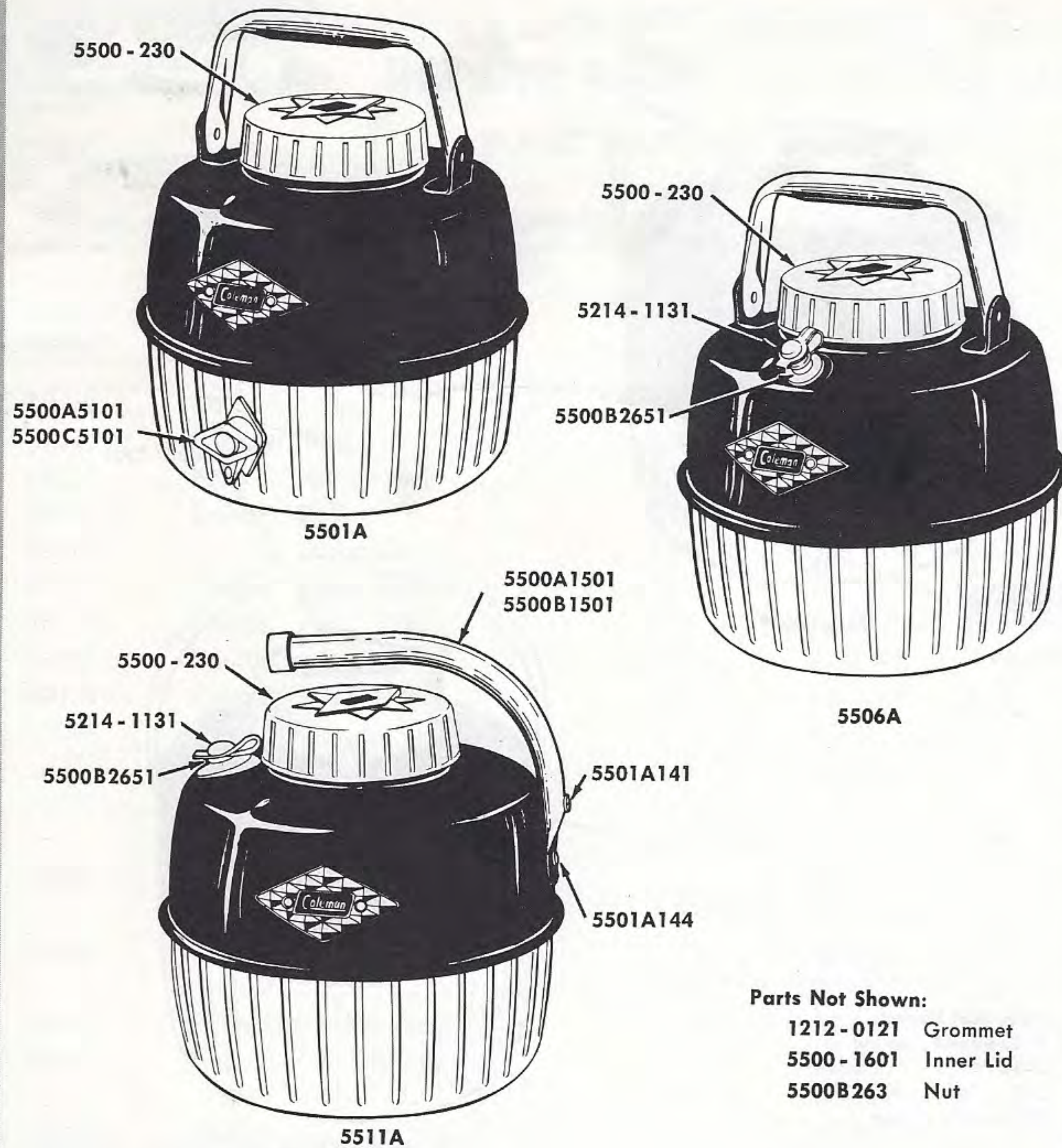
5500B263 Plastic Nut
1212-0121 Grommet

MODEL 5217A SHOWN

MODEL NO.	COLOR	OUTSIDE DIMENSIONS
5217-710	White Lid	13" x 22" x 16"
5217A704	Aqua Lid	13½" x 23" x 16"
5217A700	Green Lid	13½" x 23" x 16"

PART NO.	DESCRIPTION	USED ON	PART NO.	DESCRIPTION	USED ON
8B148	Aqua Enamel.....	5217A704	5217-5801	Faucet Assembly (Contains Faucet, Nut, and Grommet).....	5217-, 5217A
1212-0121	Grommet.....	5217-, 5217A	5217A1171	Ice Container and lid (Faucet Assembly not included).....	5217-, 5217A
5214-140	Screw (#10 x ¾", Type A).....	x 2 on Latch, x 6 on Hinges	*5217A6021	Lid Assembly, Green.....	5217-, 5217A
5216-5301	Latch Assembly.....	5217A	5217A5031	Tub Liner.....	5217A
5217-1101	Drip Tray.....	5217A Only	*5217A6051	or 5127A1051 Lid Assembly, Aqua.....	5217-, 5217A
5217-1161	Butter Tray.....	5217-, 5217A	5500B263	Plastic Nut.....	5217-, 5217A
5217-1041	White Lid Assembly — Not Available — Use *5217A6051.....	5217-			

*The 5217A1051, 5217A6051 and 5217A6021 Lid Package contains one template and box part of lock in order that it can be used on the 5217-710 Cooler. Parts for the Maglock Lid Assemblies no longer available.



MODELS AS SHOWN

Parts Not Shown:

1212 - 0121	Grommet
5500 - 1601	Inner Lid
5500B263	Nut

PARTS LIST

**5501, 5502, 5511,
5521, 5531, 5501A,
5502A, 5506A,
5511A, 5521A,
5531A**

SNOW-LITE JUGS

COLEMAN JUGS



JUGS



MODEL	COLOR				SIZE	TYPE
	700	703	704	709		
5501A	Green	Red	Aqua	Beige	1 Gallon	Faucet
5502A	Green	Red	Aqua	Beige	2 Gallons	Faucet
5506A	Green	Red	Aqua	Beige	1 Gallon	Pour Spout
5511A	Green	Red	Aqua	Beige	1 Gallon	Pour Spout
5521A	Green				1 Gallon	Faucet
5531A	Green				1 Gallon	Pour Spout

PART NO. DESCRIPTION

USED ON

8B148	Aqua Enamel (Pressurized Spray)	
8B150	Patio Pink Enamel (Pressurized Spray)	
8B178	Hunter Red Enamel (Pressurized Spray)	
8B191	Beige Enamel (Pressurized Spray)	
8B192	Butternut Enamel (Pressurized Spray)	
1212 - 0121	Grommet (Faucet)	5501A
5214 - 1131	Spout Cap	5506A, 5511-, 5511A, 5531-, 5531A
5500 - 1601	Inner Lid (Cup)	All Models
5500 - 230	White Jug Cap	All "-" and "A" Models
5501A141	Handle Screw (Bottom)	5511A, 5531A
5501A144	Handle Screw (Top)	5511A, 5531A
5500A1501	Pitcher-Pour Jug Handle	1959 Models 5511-, 5531-
5500A5101	White Faucet Assembly	All "-" Models — 5501-, 5502-, 5521-
5500B1501	Pitcher-Pour Jug Handle	1960 and later Models — 5511-, A, 5531-, A
5500C5101	White Faucet Assembly	All "A" Models — 5501A, 5502A, 5521A
5500B263	Plastic Hex Nut (7/8")	Used on pour Spout and Faucets on all "-" and A Models
5500B2651	Pour Spout Assembly (Contains Cap, Nut, and Spout)	5506A, 5511-, 5511A, 5531-, 5531A

PARTS LIST

5501B, 5502B 5506B

SNOW-LITE JUGS

COLEMAN JUGS



Model 5501B

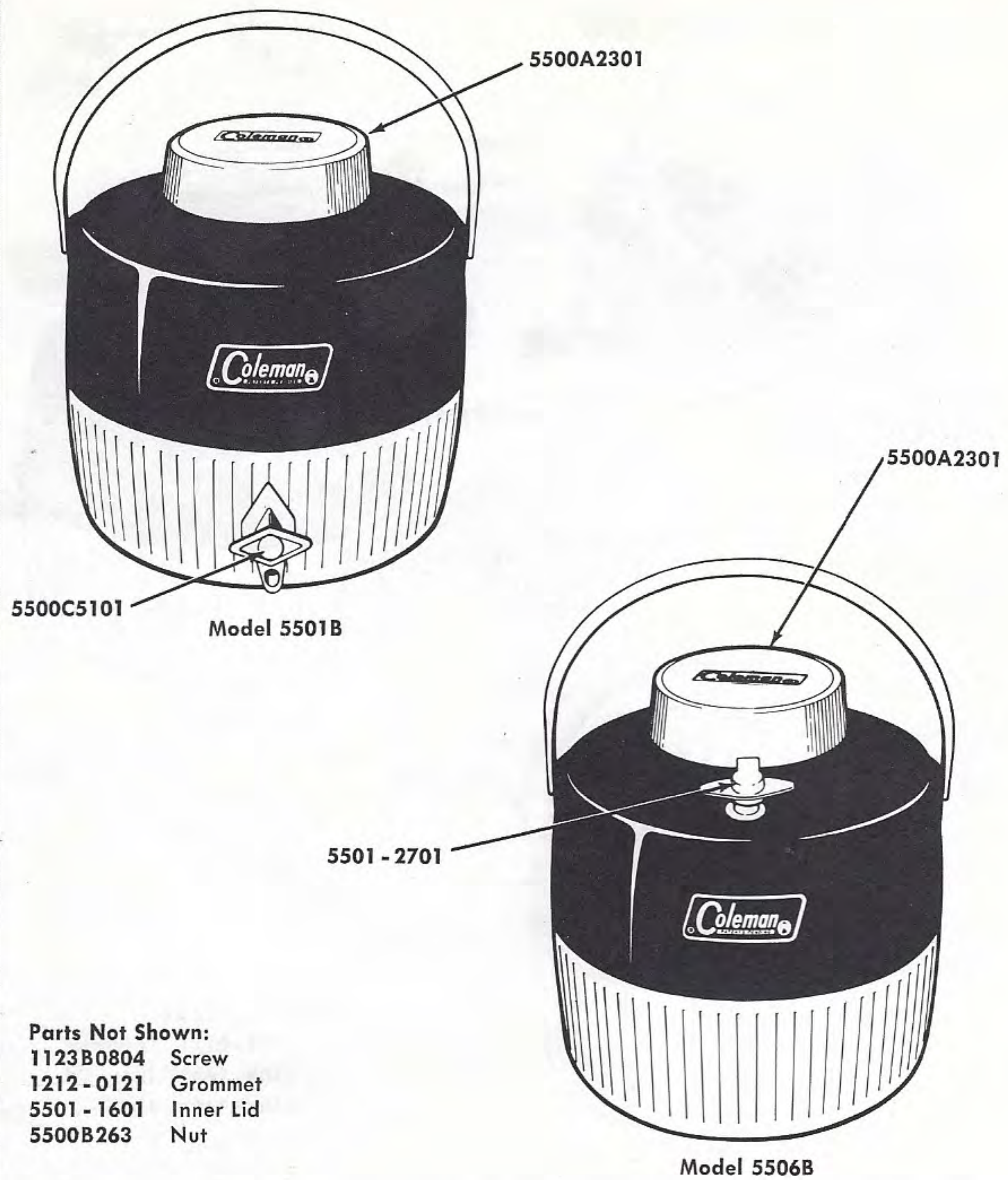


Model 5502B



Model 5506B

JUGS



Parts Not Shown:
1123B0804 Screw
1212-0121 Grommet
5501-1601 Inner Lid
5500B263 Nut

MODELS AS SHOWN

MODEL	COLOR			SIZE	TYPE
	700	703	709		
5501B	Green	Red	Beige and Butternut	1 Gallon	Faucet
5502B	Green	Red	Beige and Butternut	2 Gallon	Faucet
5506B	Green	Red	Beige and Butternut	1 Gallon	Pour Spout

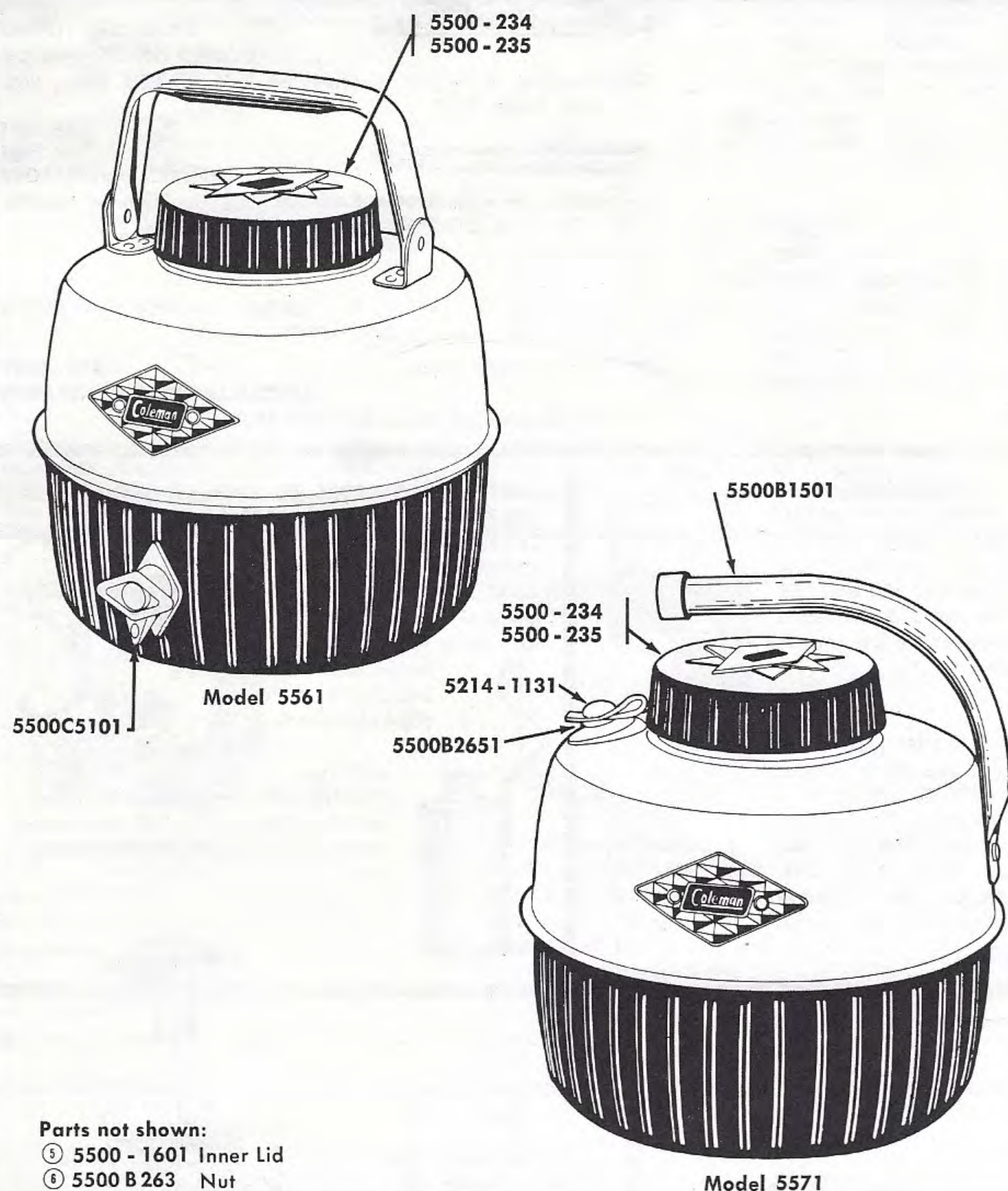
PART NO.	DESCRIPTION	USED ON	PART NO.	DESCRIPTION	USED ON
1123B0804	Spout Cap Screw (#8 x 1/4", Type B).....	5506B	5500B263	Plastic Hex Nut (7/8").....	All 5501 and 5502 Jugs
1212-0121	Grommet.....	5501A, and B, 5502A and B	5500C5101	Faucet Ass'y.....	5501A, and B, 5502A and B
5500-1601	Inner Lid.....	All Jugs	*5501-2701	Spout Cap.....	5506B
5500A2301	Jug Cap.....	5501B, 5502B, 5506B	*Spout is part of Jug Liner and cannot be sold separately.		

PARTS LIST

5561, 5571

ARISTOCRAT
SNOW-LITE JUGS

COLEMAN JUGS



MODELS AS SHOWN

JUGS

MODEL	COLOR			SIZE	TYPE
	703	705	707		
5561	Red and Chrome	Black and Chrome	White and Chrome	1 Gallon	Faucet
5571	Red and Chrome	Black and Chrome	White and Chrome	1 Gallon	Pour Spout


(Both Models Discontinued)

PART NO.	DESCRIPTION	USED ON	PART NO.	DESCRIPTION	USED ON
5214 - 1131	Spout Cap (Used on 5500B2651 Spout).....	5571	5500B1501	Pitcher-Pour Jug Handle.....	5571
5500 - 1601	Inner Lid (Cup).....	5561, 5571	5500B263	Plastic Hex Nut.....	5561, 5571
*5500 - 230	White Jug Cap will fit on any 5561 or 5571 Jug		5500B2651	Pour Spout Assembly (Contains Cap, Nut Spout, Grommets).....	5561
5500 - 234	Red Jug Cap.....	5561-703, 5571-703	5500C5101	Faucet Assembly, White.....	5571
5500 - 235	Black Jug Cap.....	5561-705, 5571-705			



220E5891 (T44DL)
DOUBLE LIFE GENERATOR

Fits Coleman Lamps 117A, 118A, 119A, 132A, 133, 134P, 134G, 139, 143, 150B, 150G, 150I, 150R, 152, 152A, and Lanterns 220B, 220C, 220D, 220E, 220F, 228B, 228C, 228D, 228E, and 228F.




155B292 (R55)
JUMBO ROTARY GENERATOR

Construction retards carbon formation, accommodates wider range of fuels. Rotary lever operates cleaning needle. Use on all Coleman Quick-Lite Lamps and Lanterns; Lamps and Lanterns 132P, 117, 118, 119, 220, 220A, 228, and 228A. Replaces the 104-299 (Q99)



200A5891 (T66DL)
DOUBLE LIFE GENERATOR

Same features as T44-DL. Use only on Lanterns 200, 200A, 202, 234, 242, 242A, 242B, 242C, 243, and 243A.



237-2991
249-2991
LANTERN GENERATORS

Kerosene Lantern Generator. Roto-Cleaning, Tip Cleaning Needle, Dual Filler Coils. 237-2991 for use on 237 Lanterns; 249-2991 for 249 Lanterns.



5120-5891
LP-GAS LANTERN GENERATOR

For 5120-731 LP-Gas Lantern



5101-5051
LP-GAS LANTERN GENERATOR

For the discontinued Model 5101-700 LP-Gas Lantern.



132-355 (355)
PYREX GLASS GLOBE

Protects mantles from insects. Use on all 1935 and later model lamps and liquid butane fuel fixtures 857, 857A, 858, and 859. 5 3/8 inches diameter; 3-inch top opening; 3 3/8-inch bottom opening.

690-048 (330) Clear
690-068 (330A) Amber
PYREX GLASS GLOBE
Straight type globe. Use on Lanterns 220 and 228 series and 235. 4 7/8 inches diameter by 5 1/4 inches high.



690-058 (660)
PYREX GLASS GLOBE
Bulge type. Use on Lantern 237A. 5 3/4 inches diameter by 5 1/4 inches high.

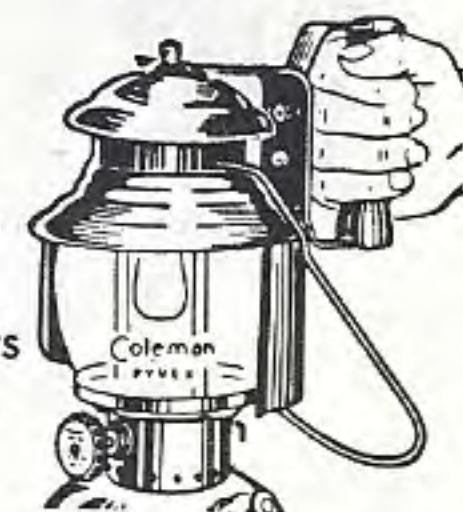
690A051 (550) Clear
690-066 (550A) Amber
PYREX GLASS GLOBE
Bulge type. Use on Lanterns 200, 200A, 202, 242, 242A, 242B, 242C, 249, 243A, and 234. 3 1/2 inches diameter by 4 3/16 inches high.



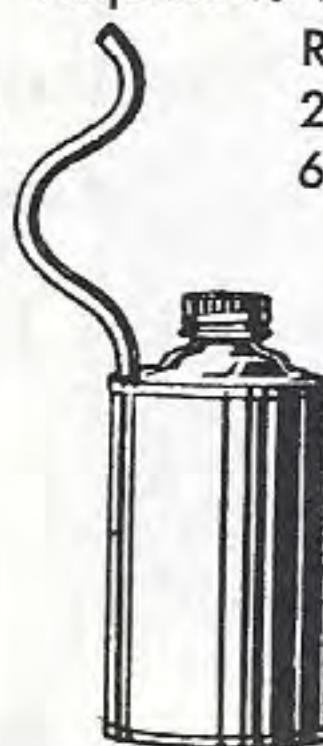
LANTERN REFLECTORS (Discontinued) 200-790
200-790 used for lanterns, 200, 200A, 202.

220D790 used for lanterns 220C, 220D, 220E, 220F.
Made of High-luster Stainless Steel. Adjustable wooden Handle.

Replaceable Repair Parts
242C735 Parts Package
608A445 Handle



242-550
FILLING CAN — For use on Kerosene Lantern Models 237, 249; Kerosene Lamps and Lanterns with preheating cups.



COLEMAN LP-GAS FUEL
No. 5101B102

Packed 6 cans to a carton with 6 cartons to a case.



COLEMAN FUEL FOR GASOLINE STOVES, LANTERNS, and CATALYTIC HEATERS

5103-252 Case of 12 1-quart cans.
5103-253 Case of 4 1-gallon cans.

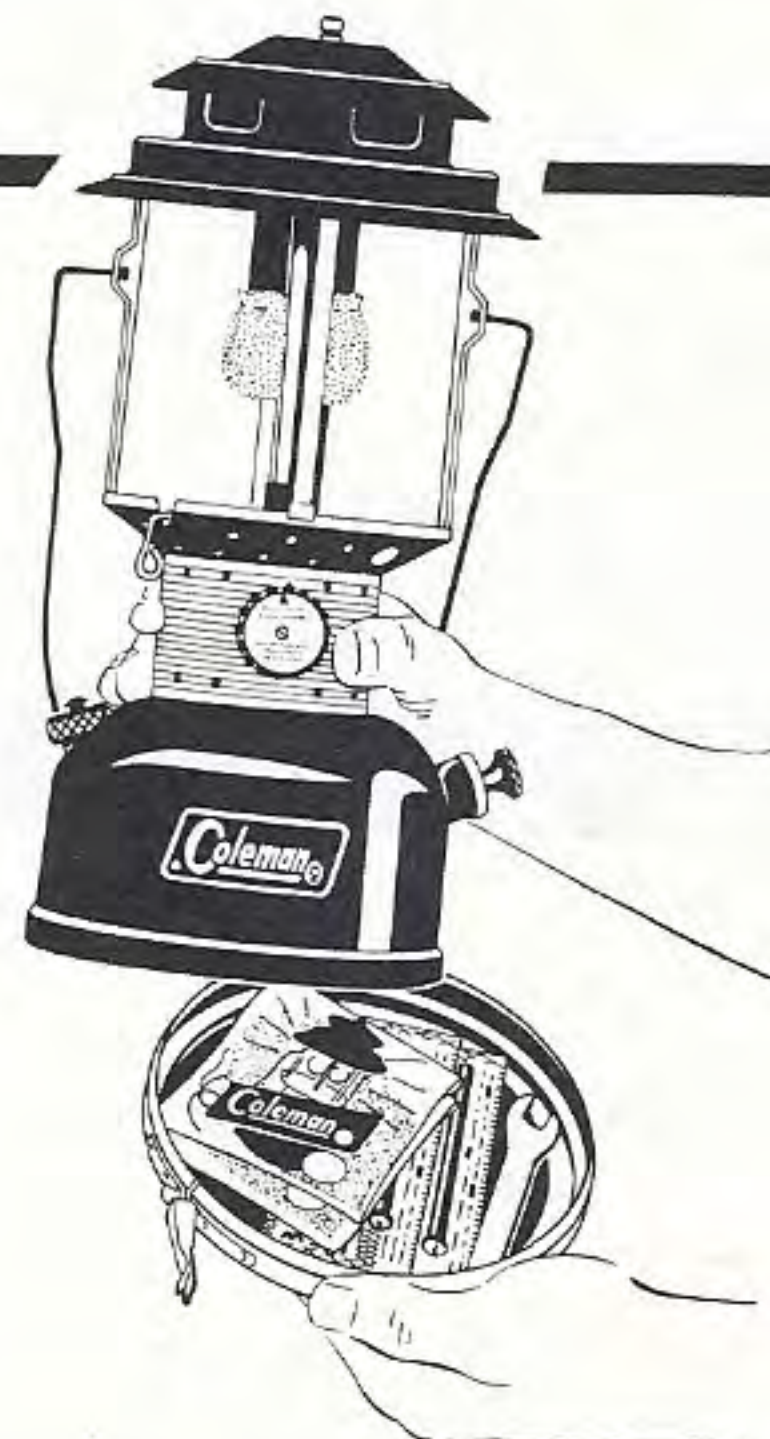
ACCESSORY SAFES
(includes wrench)

(Holds Lantern Generators, Mantle, and Wrench)


200-7101 Fits all Model 200 Lanterns

220-7101 Fits all Model 220, 228, and 237 Lanterns

Replaceable Repair Part
220-160 Wrench



FUNNELS AND WRENCHES



FILTERING FUNNEL (O) 199B1111
Aluminum Funnel removes dirt, water, impurities from fuel. Use on Lamps, Lanterns, Small Appliances, 2 1/4" diameter, with strainer and filtering fabric.

Replaceable Repair Part
199-1091 Filter

FILTERING FUNNEL (1A) 199-475 Discontinued
Large Size Aluminum Funnel removes dirt, water, impurities from fuel. Use with Stoves, Heaters, etc. 4 9/16" diameter, with strainer and filtering fabric.

Replaceable Repair Parts
199-4091 Filter
199-402 Screen — Not Available




220B950 TWO-MANTLE LANTERN FRAME
BASE NUT WRENCH — Special wrench for disassembling Lanterns Models 220B, 220C, 220D, 220E, 220F, 228B, 228C, 228D, 228E, 228F.



605-950 WRENCH
For use on all Coleman appliances. Designed for removing Generators and making minor repairs.

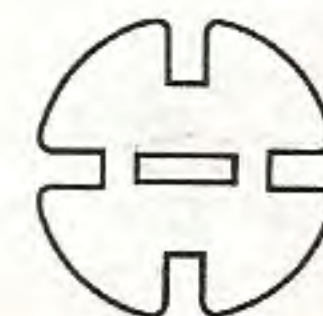
413-9401 CHECK VALVE TOOL

For use on Lanterns, Lamps, Camp Stoves, Hot Plates, and other appliances for removing Check Valve at bottom of pump barrel.



5214-850 COOLER DRAIN WRENCH

For use on 5213A, 5214B, 5215B, and 5216 Coolers that have the 5214B5071 Diamond Cap Drain Assembly and on the 5252, 5253, 5254, and 5255 Coolers.






412-5621
GENERATOR — For Models 425, 425B, 425C, 425D, 425E Camp Stoves and 391 Hot Plate.




500-2891
GENERATOR — For Models 500- and 500A Sportmaster.



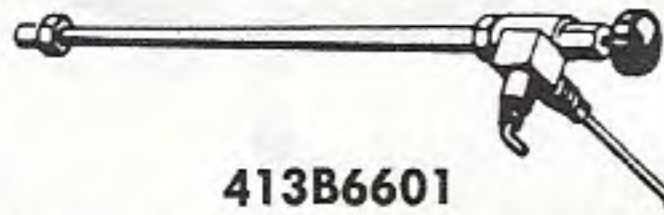
502-5891
GENERATOR, Complete — For 502-700 and 502-800 Sportsters



413A5621
GENERATOR — For Models 413E, 413F, 413G, 426B, 426C, 426D, 442, 442A, and 443.




412-6601
VALVE AND GENERATOR, Complete — For Models 425, 425B, 425C, 425D, and 425E.



413B6601
VALVE AND GENERATOR, Complete — For Models 413E, 413F, 413G, 426D, 442, 442A.



500-2621
VALVE and GENERATOR, Complete — For Models 500, and 500A.



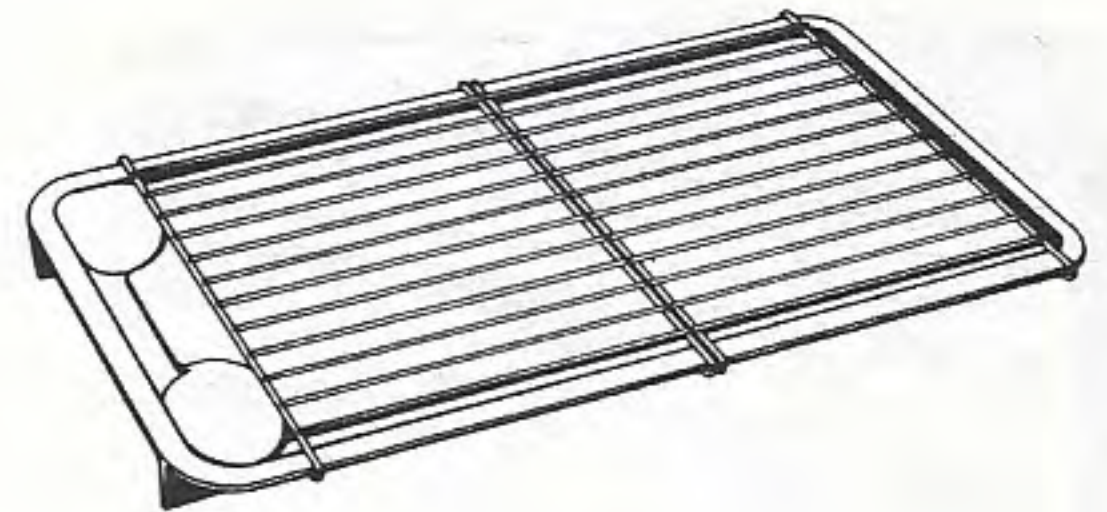
426-6601
VALVE AND GENERATOR, Complete — For Models 426B, 426C, 443.




MODEL 5010-700
CAMP OVEN
SPECIFICATIONS:
Size Opened: 11 $\frac{5}{8}$ " x 11 $\frac{3}{4}$ " x 11 $\frac{5}{8}$ "
Size Closed: 11 $\frac{5}{8}$ " x 11 $\frac{3}{4}$ " x 2"
Replaceable Repair Parts
5010-5071 Grate
5010-506 Oven Door (Complete)



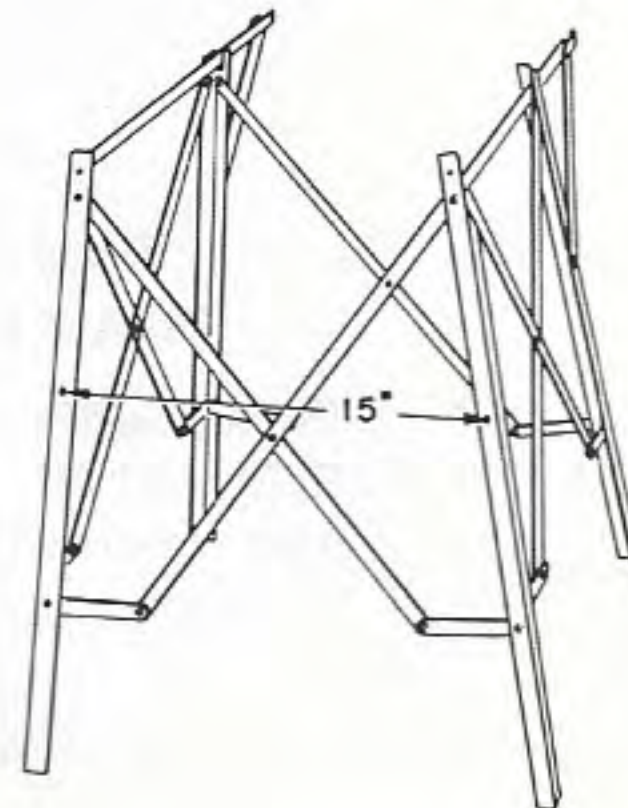
MODEL 5010A700
COLEMAN PORTABLE OVEN
SPECIFICATIONS:
Size Opened: 11 $\frac{5}{8}$ " x 11 $\frac{3}{4}$ " x 11 $\frac{5}{8}$ "
Size Closed: 11 $\frac{5}{8}$ " x 11 $\frac{3}{4}$ " x 2"
Replaceable Repair Parts
5010A5071 Grate
5010A1121 Latch Assembly
5010-1171 Heat Indicator



COLEMAN TOASTER-BROILER-GRIDDLE
Model 5130-413 for 413 and 426 Camp Stoves
Model 5140-425 for 425 Camp Stove
Replaceable Repair Parts
5130-5101 Rack
5140-6101 Heat Baffles



COLEMAN CANVAS
CAMP STOVE PROTECTOR
Model 5154-426 for All 426 Stoves
Model 5152-413 for All 413 Stoves
Model 5150-425 for All 425 Stoves



MODEL 591B499
No. 10 FOLDING HIGH STAND
All-Aluminum
SPECIFICATIONS:
Size Open: 15 $\frac{1}{2}$ " x 15" x 26 $\frac{1}{2}$ "
Size Closed: 2 $\frac{1}{2}$ " x 2" x 26 $\frac{1}{2}$ "
Fits all Coleman Camp Stoves.
Excellent table and stand for Coleman Coolers. Folds flat for carrying.

PARTS AND ACCESSORIES

MODEL 501-960 SPORTSTER COOK KIT—Lightweight, corrosion-resistant aluminum case for Coleman Sportster. Bottom becomes two-quart sauce pan; top becomes 6" square fry pan when used with detachable handle.



Replaceable Repair Parts
502-602 Cover
502-4051 Handle



MODEL 502-952 SPORTSTER HEAT DRUM — Fits on Sportster Stove and provides radiant heat for duck blinds, fishing cabins, tents, etc. Rust and corrosion-resistant enameled, cold rolled steel.

410A585 PUMP


For use on Iron Models 4A and 12; No. 16 Radiant Heaters and Lamps and Lanterns not equipped with built-in pump. Length 7", Barrel Diameter $\frac{7}{8}$ ".
Replaceable Repair Parts
216-5091 Pump Cup



410A585

451-5221 PUMP

For use on Heatmaster Models 457G, 460G; Stove and Fuel Tanks not equipped with built-in pump. Length 13", Barrel Diameter 1 $\frac{1}{4}$ ".
Replaceable Repair Parts
451-5091 Pump Leather



451-5221

COLEMAN DISPLAY BOARD AND REPAIR PART KITS



No. 5105-5001

DISPLAY BOARD PACKAGE

Shipped complete with following parts:


QUANTITY	PART NO.	DESCRIPTION
3	413A5621	Camp Stove Generator for Models 413E, 413F, 413G, 426B, 426C, 426D, and Aluminum Models 442, 442A, 443.
3	412-5621	Camp Stove Generators for all Models of 425.
6	220E5891	Lantern Generator for Double-Mantle Lantern.
6	200A5891	Lantern Generator for Single-Mantle Lantern.
72	21A	Silk-Lite Mantles (36 packages of 2)

SPECIFICATIONS — Self-Standing Display Board. 12" wide by 16" high, with plated steel brackets.

No. 199B355

PARTS DISPLAY CABINET

Shipped complete with following parts:



QUANTITY	PART NO.	DESCRIPTION	QUANTITY	PART NO.	DESCRIPTION
4	101-324	Burner Tube	6	220C1401	Filler Cap Complete
8	112-3231	Burner Cap and Screen	4	220D1461	Tube Assembly
6	118B6201	Valve Stem Packing	3	242-3231	Burner Cap and Screen
4	200-1481	Tube Assembly	6	242-6201	Valve Stem Packing
4	200-3241	Burner Tube	6	242B5381	Check Valve
2	200-533	Air Stem	2	252-115	Direction Disc
2	200A5201	Plunger Assembly	2	407-6491	Valve Wheel
8	203-441	Ball Nut	4	412-3531	Lighter Stem
12	216-5091	Pump Cup	2	412A6511	Valve Stem Assembly
6	216-6201	Valve Stem Packing	2	413A2521	Valve Assembly and Ring
6	220-175	Self-Tapping Screw	4	530A5071	Pump Cap Clip
12	220-6361	Filler Cap Gasket and Disc Ass'y	6	605-210	Jamb Nut
2	220B3531	Tip Cleaner Stem Ass'y			

SPECIFICATIONS — 199B355, 10½" high, 6¼" deep, 12½" wide.

PARTS AND ACCESSORIES

No. 5103-700

REPAIR PARTS KIT

The Kit with a basic selection of parts to make repairs most frequently needed.

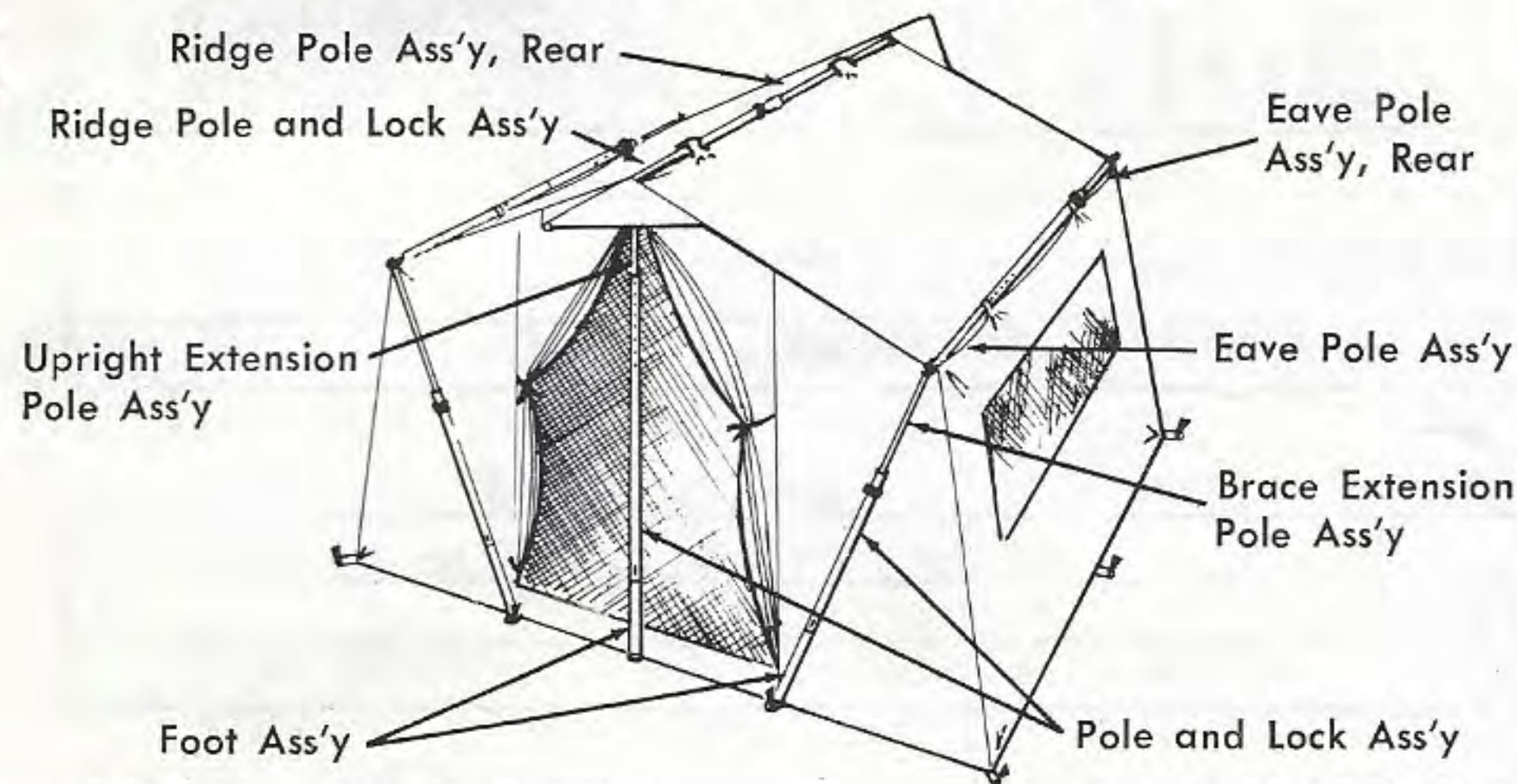


QUANTITY	PART NO.	DESCRIPTION	QUANTITY	PART NO.	DESCRIPTION
4	101-324	Burner Tube	2	242-3231	Burner Cap and Screen
8	112-3231	Burner Cap and Screen	4	242-6201	Valve Stem Packing
4	118B6201	Valve Stem Packing	5	242B5381	Check Valve
2	200-1481	Tube Assembly (Single Mantle Lanterns)	1	412-6601	Valve and Generator (425's)
1	200-533	Air Stem	1	413B6601	Valve and Generator (413's and 426D)
6	203-441	Ball Nut	1	426-6601	Valve and Generator (426 thru 426C)
10	216-5091	Pump Cup	5	605-210	Jamb Nut
5	220-175	Self-Tapping Screw	1	5103-454	Parts and Service Identification Decal
12	220-6361	Filler Cap Gasket and Disc Ass'y			
5	220C1401	Filler Cap			
2	220D1461	Tube Assembly (Double Mantle Lanterns)			

SPECIFICATIONS — 5103-700, Size 20½" x 12½" x 2¾"

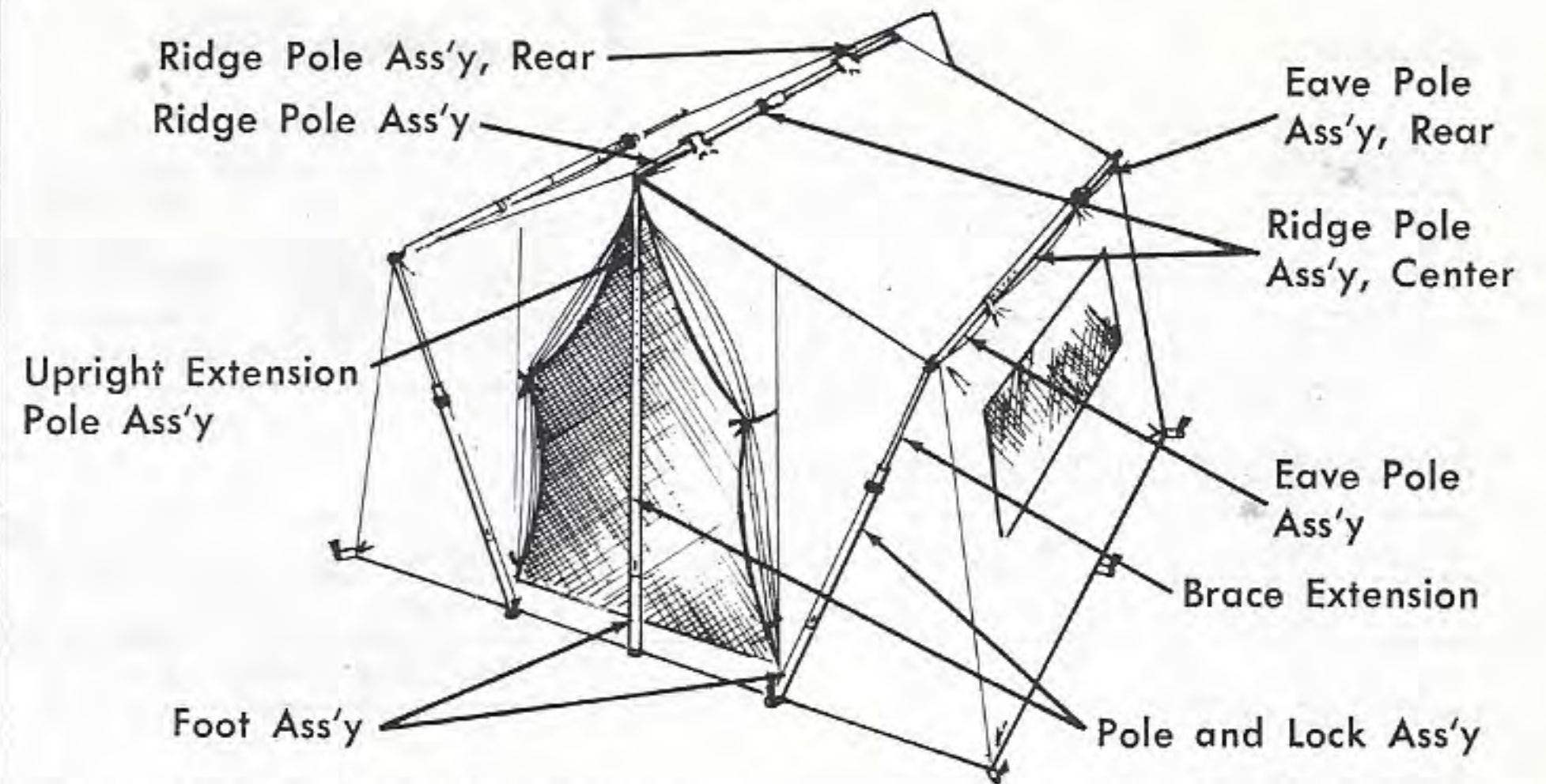
COLEMAN TENT REPAIR PARTS AND ACCESSORIES

**Pole Assemblies, Coleman Oasis Tents
Models 8476-108, 8476-129, and 8476-130**



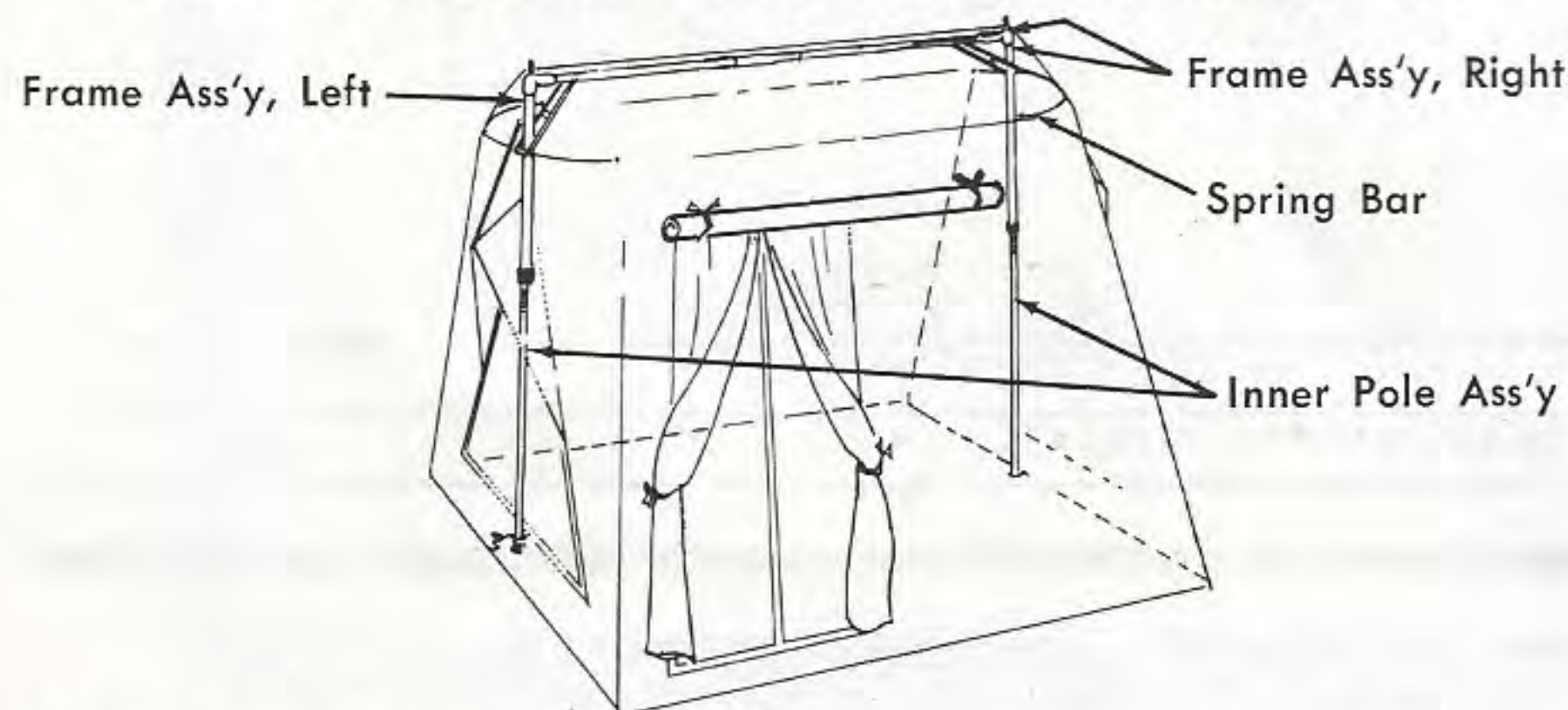
PART NO. AND DESCRIPTION	USED ON MODELS
RIDGE POLE AND LOCK ASSEMBLY	
8470-530.....	8476-108, -129, -130
RIDGE POLE ASSEMBLY, REAR	
8470-532.....	8476-108
8470-541.....	8476-129, -130
EAVE POLE ASSEMBLY, REAR	
8470-516.....	8476-108, -129, -130
EAVE POLE ASSEMBLY, CENTER	
8470-517.....	8476-130
8470-533.....	8476-108
8470-539.....	8476-129
BRACE EXTENSION POLE ASSEMBLY	
8470-519.....	8476-129, 8476-130
8470-522.....	8476-108
UPRIGHT EXTENSION POLE ASSEMBLY	
8470-534.....	8476-108, -129, -130
POLE AND LOCK ASSEMBLY	
8470-515.....	8476-108, -129, -130
FOOT ASSEMBLY	
8470-520.....	8476-108, -129, -130

**Pole Assemblies, Coleman Vagabond Tents
Model 8456-810, 8456-812**



PART NO. AND DESCRIPTION	USED ON MODELS
RIDGE POLE ASSEMBLY	
8470-538.....	8456-810
8470-543.....	8456-812
RIDGE POLE ASSEMBLY, REAR	
8470-523.....	8456-810, -812
RIDGE POLE ASSEMBLY, CENTER	
8470-524.....	8456-810
8470-525.....	8456-812
EAVE POLE ASSEMBLY, REAR	
8470-516.....	8456-812
8470-526.....	8456-810
EAVE POLE ASSEMBLY	
8470-536.....	8456-810
8470-544.....	8456-812
BRACE EXTENSION	
8470-519.....	8456-810, -812
UPRIGHT EXTENSION POLE ASSEMBLY	
8470-518.....	8456-810, -812
POLE AND LOCK ASSEMBLY	
8470-515.....	8456-810, -812
FOOT ASSEMBLY	
8470-520.....	8456-810, -812

**Pole Assemblies, Coleman Flex-Aire Tents
Models 8467-221, 8467-231, 8467-251, 8467-261, and 8467-271**



PART NO. AND DESCRIPTION	USED ON MODELS
FRAME ASSEMBLY, LEFT	
8460-518.....	8467-271
8460-530.....	8467-251, -261
8460-542.....	8467-221, -231
FRAME ASSEMBLY, RIGHT	
8460-517.....	8467-271
8460-527.....	8467-251, -261
8460-541.....	8467-221, -231
SPRING BAR	
8460-519.....	8467-251, -261, -271
8460-540.....	8467-221, -231
INNER POLE ASSEMBLY	
8460-522.....	8467-251, -261, -271
8460-524.....	8467-231
8460-538.....	8467-221
RIDGE POLE, CENTER	
8460-521 — Not Shown.....	8467-271

**Pole Assemblies, Coleman Mountain Tent
Model 8427-111 (Not Shown)**

SLEE

POLE ASSEMBLY..... 8427-510..... x 2

**TENTS AND
SLEEPING BAGS**

COLEMAN TENT BAGS

PART NO.	USED ON MODELS
8460-501.....	8467-220, 8467-221
8460-503.....	8467-230, 8467-231
8460-505.....	8456-810, 8456-812, 8467-250, 8467-251, 8467-261, 8476-108, 8476-129
8460-507.....	8467-271, 8467-130

COLEMAN TENT POLE BAGS

8460-502.....	8467-220, 8467-221
8460-504.....	8467-230, 8467-231
8460-506.....	8456-810, 8456-812, 8467-108, 8476-129, 8476-130, 8476-250, 8476-251, 8467-261, 8467-271,

TENT FLIES (Complete with guy ropes and stakes)

PART NO.	COLOR	USED ON
8469-108	Yellow	8476-108
8469-912	Yellow	8476-129
8469-913	Yellow	8476-130
8469-818	Yellow	8456-810
8469-830	Yellow	8456-812

CANOPY AWNING (Complete with adjustable poles, guy ropes, and stakes)

PART NO.	COLOR	SIZE	USED ON
8469-501	Yellow	6' 6" x 6' 6"	All Coleman Oasis and Vagabond Tents

COLEMAN TENT ZIPPERS AND SLEEPING BAG PARTS AND ACCESSORIES

COLEMAN TENT DOOR ZIPPERS

PART NO.	DESCRIPTION	USED ON MODELS
1225A036	#6, 36" DP NS	8427-111 x 1, 8467-221 x 2
1225A055	#7, 55" DP NS	8467-231 x 1
1225A074	#7, 74" DP NS	8467-251 x 1, 8467-261 x 1, 8467-271 x 1
1225A084	#7, 84" DP NS	8456-810 x 1, 8456-812 x 1, 8476-108 x 1, 8476-129 x 1, 8476-130 x 2

COLEMAN SCREEN DOOR VERTICAL ZIPPERS

1225A025	#6, 25" DP NS	8427-111 x 1
1225A066	#7, 66" DP NS	8467-251 x 1, 8467-261 x 1, 8467-271 x 1
1225A074	#7, 74" DP NS	8456-810 x 1, 8456-812 x 1, 8476-108 x 1, 8476-129 x 1, 8476-130 x 2

COLEMAN TENT THRESHOLD AND SCREEN DOOR BOTTOM ZIPPERS (Used x 2 on each tent)

1225A021	#6, 21½" DP NS	8467-231, 8467-251, 8467-261, 8467-271
1225A025	#6, 25" DP NS	8427-111, 8476-108, 8456-810
1225A040	#6, 40" DP NS	8456-812, 8476-130, 8476-129

COLEMAN TENT WINDOW ZIPPERS (Used x 2 on each window)

1225A020	#6, 20" SP NS	8476-130 x 4, 8476-108 x 6, 8476-129 x 6, 8456-810 x 6, 8456-812 x 6
1225A026	#6, 26" SP NS	8467-221 x 4, 8467-231 x 4
1225A075	#7, 75" SP NS	8467-261 x 4, 8467-251 x 4, 8467-271 x 4

COLEMAN TENT SKY-VU ZIPPERS

1225A037	#7, 36" SP NS	8467-261 x 2, 8467-271 x 2
----------	---------------	----------------------------

COLEMAN SLEEPING BAG ZIPPERS

1225A250	#6, 100" S DP	8123-521, 8123-520, 8123-622
1225A251	#9, 100" S DP	8163-531, 8163-623, 8163-724
1225A253	Jumbo #9, 104" S DP	8153-610, 8153-611, 8154-721, 8154-720
1225A255	Jumbo #9, 110" S DP	8157-731, 8167-725, 8187-741, 8157-730, 8187-740, 8187-750
1225A257	Jumbo #9, 114" S DP	8158-761, 8158-881, 8188-891, 8198-871, 8198-901
1225A258	Jumbo #9, 116" S DP	8158-760, 8188-890, 8198-870

TENTS AND SLEEPING BAGS

COLEMAN SLEEPING BAG CARRYING CASE ZIPPERS

1225A301	#6, 14" S SP	8153-611, 8154-721
1225A311	#6, 36" S SP	8157-731, 8158-761, 8187-741, 8188-891, 8198-871, 8198-901

COLEMAN SLEEPING BAG LINERS

PART NO.	DESCRIPTION	USED ON MODELS
8199-871	Liner, Cut size 36" x 76"	8121-500
8199-874	Liner, Cut size 36" x 81"	8123-521, 8123-622, 8163-531, 8163-623, 8163-724
8199-878	Liner, Cut size 36" x 82" or 36" x 84"	8153-610, 8154-720, 8153-611, 8154-721
8199-879	Liner, Cut size 42" x 86" or 42" x 90"	8157-730, 8157-731, 8158-760, 8158-761, 8158-880, 8158-881, 8167-725, 8187-740, 8187-741, 8187-750, 8188-890, 8188-891, 8198-870, 8198-871, 8198-901

S — Separating
NS — Non-Separating
SP — Single Pull
DP — Double Pull

COLEMAN SLEEPING BAG CARRYING CASES
(Not available for 8123-521 and 8123-622)

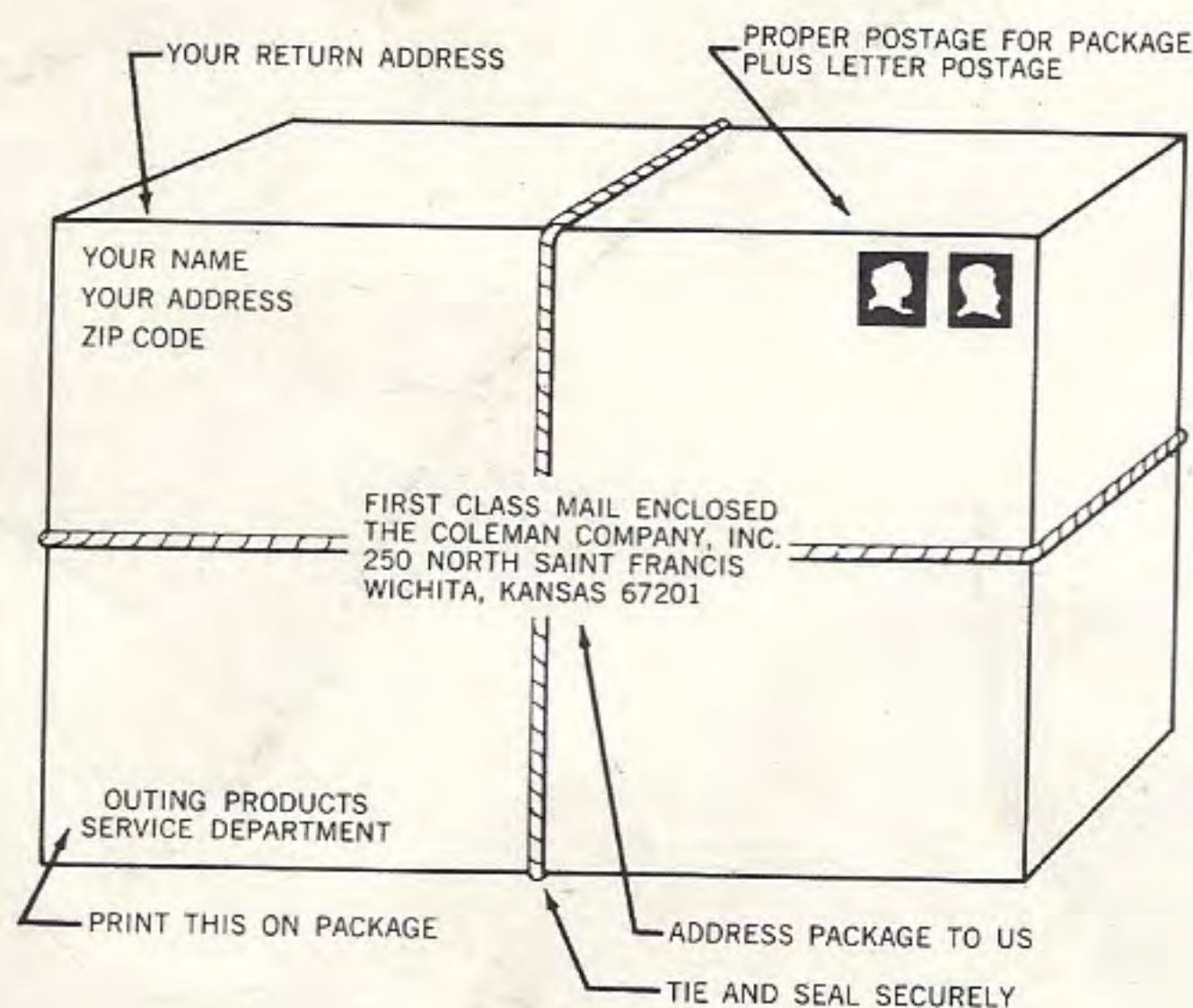
SLEEPING BAG NO.	CARRYING CASE NO.
8153-611	8100-156
8154-721	8100-157
8154-731	8100-158
8158-761	8100-159
8158-881	8100-160
8163-531	8100-141
8163-623	8100-153
8163-724	8100-154
8167-725	8100-154
8187-741	8100-161
8188-891	8100-162
8198-871	8100-163
8198-901	8100-164

REPAIR SERVICE

It is the policy of The Coleman Company, Inc., to cooperate with users of Coleman products in assisting them to secure the largest measure of satisfaction from their purchases. We, therefore, maintain an Outing Products Service Department at our General Offices. It is the duty of this department to furnish operating and handling suggestions, and to supply the necessary parts for all Coleman products at reasonable prices.

We, also, have inwarranty Service Centers in almost every major city in the United States which are competent to render satisfactory service on Coleman Outing Products. Check the Service Center list for your nearest Service Center, and send your Outing Products to them for service. This will enable you to get your Product back in service more quickly and will reduce shipping time and charges.

WHEN SENDING IN GOODS TO THE COLEMAN COMPANY, INC., FOR REPAIRS, SERVICE, OR CREDIT, PLEASE OBSERVE THE FOLLOWING POINTS:



1. See that goods are securely packed to prevent damage in transit. Remove glassware before returning goods for repair.
2. Address package to: "The Coleman Company, Inc.," and mark it "Attention: Outing Products Service Department."
3. Be sure to put your name and return address on the package.
4. Send package by insured parcel post (insured parcels are traceable), express, or freight.
5. Prepay all transportation charges. We do not pay incoming transportation charges, except by special agreement.
6. Write a letter to the Coleman Company, Inc., "Attention: Outing Products Service Department," giving any handling instructions or special instructions. Place this letter inside the package. Do not mail another separate letter; add letter postage to amount required to mail package. Address and stamp the parcel as shown at left:

ALL INFORMATION COMPLETE and CLEAR as shown in picture.

Upper left corner — your name, address, and zip code.

Upper right corner — postage for parcel plus letter postage.

Center — "FIRST CLASS MAIL ENCLOSED" and OUR complete address.

Lower left corner — "Outing Products Service Department."

RETURNS AND ALLOWANCES

Please do not return merchandise to the factory for credit without first having obtained permission and shipping instructions. Otherwise this merchandise will be held at owner's risk. When merchandise is returned by agreement with transportation charges prepaid, credit will be issued on a basis not exceeding the original invoice price, less an inspection, handling, and restocking charge of 10%. Obsolete, shelf-worn, or damaged merchandise will be subject to appraisal and credit issued on a basis thereof.

THE COLEMAN COMPANY, INC.

GENERAL OFFICES AND FACTORY
250 NORTH SAINT FRANCIS / WICHITA, KANSAS 67201



Your **Coleman** Guarantee

All Coleman Outing Products are thoroughly inspected and tested before shipment from the factory, and are as free of imperfections in material and workmanship as it is humanly possible to make them.

All new models of Coleman Outing Products that have been out of the factory not more than two years are guaranteed against faulty material or workmanship.

Any part found defective because of imperfect material or workmanship will be replaced without charge when returned with transportation charges prepaid to the Coleman factory, or to the nearest Coleman authorized-in-warranty service station.

This guarantee does not, of course, apply to generators on stoves and lanterns, nor to any product where it is evident that damage has developed from improper handling or operation.

NOTICE: The use of any attachment or device that is not expressly approved by The Coleman Company, Inc., to alter or affect the operation of the appliance automatically cancels all warranties, implied or expressed. Furthermore, the Company shall not be liable for any consequences that result from the use of equipment under these circumstances.

Coleman's warranty on repair parts is made null and void by their use on other than **Coleman** manufactured appliances. Coleman's warranty on **Coleman** appliances is made null and void by use of other than genuine **Coleman** repair parts.

Always look for this **Coleman** label.

THE COLEMAN COMPANY, INC.
WICHITA, KANSAS 67201



When You Buy



You Buy the **B**

31
J-162
00-163
8100-164